

LUNENBURG COUNTY BOARD OF SUPERVISORS
LUNENBURG COURTS BUILDING
LUNENBURG, VIRGINIA
May 10, 2018 Meeting

6:00PM

1. Call to Order
2. Invocation/Pledge of Allegiance: Chairman Slayton
3. Requests for Additions to the Agenda
4. Conflict of Interest Statements & Organizational Matters
5. Consent Agenda:
 - A) Minutes of April 12, 2018 Meeting
 - B) Warrants for Approval April 2018
 - C) Treasurer's Reports March 2018

Public Hearing

6. **VA Department of Transportation** - Public Hearing on Secondary (Roads) Six Year Plan (SSYP) 2019-2024
7. Lunenburg County School Board
8. County Offices and Departments
 - A) Radiocache - Purchase Requisition
9. FY2019 County Budget Review and Adoption
10. Lunenburg County Public Library Trustee Vacancy - District #2
11. County Planning - Introduction of Planner
12. Administrator's Update
13. County Attorney Update
14. Closed Session Items (if necessary)
15. Other Business (per Board approval)
16. Adjournment

It is the intention of the Lunenburg County Board of Supervisors to comply with the Americans with Disabilities Act. Should you need special accommodations, please contact the County Administrator's Office at 434-696-2142 prior to the meeting date.

-- Tracy M. Gee, County Administrator

Consent Agenda:

- A) Minutes of April 12, 2018 Meeting**
- B) Warrants for Approval April 2018**
- C) Treasurer's Reports March 2018**

LUNENBURG COUNTY BOARD OF SUPERVISORS
CENTRAL HIGH SCHOOL, GYMNASIUM
131 K-V ROAD
VICTORIA, VIRGINIA

DRAFT

Minutes of April 12, 2018 Meeting

The regular meeting of the Lunenburg County Board of Supervisors was held on Thursday, April 12, 2018 at 10:00 a.m. in the Gymnasium of Central High School, Victoria, Virginia in honor of Student Government Days. The following members were present: Supervisors T. Wayne Hoover, Alvester Edmonds, Frank Bacon, Charles R. Slayton, Robert Zava, Edward Pennington, Mike Hankins, County Administrator Tracy M. Gee, Deputy Administrator Nicole Clark, and County Attorney Frank Rennie.

Chairman Slayton called the meeting to order.

Supervisor Bacon led the Pledge of Allegiance and gave the invocation.

Administrator Gee recognized local officials and leaders who participated in Student Government Days, school staff and administration, cafeteria staff, and the Lunenburg Rotary Club for sponsoring lunch and organizing the event with school staff. Mrs. Gee also recognized the students for their participation and professionalism.

Chairman Slayton requested additions to the agenda from the Board and the public. County Attorney Rennie requested a closed session citing Virginia Code Section §2.2-3711A1 Personnel.

Supervisor Edmonds made motion, seconded by Supervisor Hankins and unanimously approved, to accept the Consent Agenda to include the minutes of the March 8th and 29th, 2018 Board of Supervisors meetings, the Treasurer's February 2018 report and the following Warrants for Approval:

| | | |
|-------------|--------------------------------|----------------------|
| March 2018: | Payroll: Direct Deposit | \$ 121,828.17 |
| | Payroll Taxes Federal: | \$ 37,971.27 |
| | Payroll Taxes State: | \$ 6,727.67 |
| | Payroll VRS payment: | \$ 27,109.82 |
| | Payroll ICMA-RC payment: | \$ 384.66 |
| | Accounts Payable: #55709-55840 | <u>\$ 301,077.99</u> |
| | Total: | \$ 495,099.58 |

School Superintendent Charles M. Berkley recognized the seniors who participated in Student Government Days. Superintendent Berkley provided the monthly update. He noted there were 34 days remaining in the school year. Superintendent Berkley advised that there was an increased police presence at the schools on Monday, April 9th due a threatening photo posted on social media warning people not to go to school at CHS. School officials made safety the #1 priority and followed the emergency plan. It was quickly determined that the threat originated from a post regarding a "CHS" in New Mexico on April 5th. Superintendent Berkley advised that the experience provided an exercise for the entire school system to be on alert for this type of situation. He informed the Board the Pre-K Parent Information Night was held the previous night and about 54 students registered. Assistant Superintendent and Finance Director James Abernathy provided the monthly finance report. He noted that the revenue includes a total rescinded amount of \$326,620. That amount represents a reduction of \$199,543 due to 31 less students than originally budgeted by the State and \$127,077 possible reduction due to the Caboose Bill from the state. Mr. Abernathy added that after speaking with some

representatives from the state, it is possible they will not lose the funds from the Caboose Bill, but they will know for sure in late May.

Mr. Billy Smith of VDOT provided the monthly report. He noted that the Route 633 project should be completed by April 24th and is on budget. Mr. Smith reminded the Board of the safety and operational funding for widening of Route 635 which was approved the previous year, as well as sidewalk improvements in the two towns. He noted that \$10,000 was reserved for sidewalk improvements but never used due to other funding available. Mr. Smith requested that the Board again approve using \$10,000 of safety and operational funding towards sidewalk improvements in the two towns. Supervisor Hoover commented that he believed it was money well spent.

Supervisor Zava made motion, seconded by Supervisor Pennington and unanimously approved, to approve using \$10,000 of VDOT safety and operational funding towards sidewalk improvements in the towns of Victoria and Kenbridge.

Mr. Smith advised that it was time to review the Secondary Roads Six Year Plan. He stated that the current plan includes six projects and is plenty to keep them busy. However, any changes will be accommodated at the Board's request. Supervisor Edmonds requested that Route 600 on the edge of Kenbridge be added. He stated that it is a mile-long dirt road and he would like to see it paved as a rural rustic road. He has received numerous complaints about this road. Mr. Smith advised that VDOT will still need to perform a traffic count to ensure Route 600 has enough traffic to be turned into a rural rustic road. He also noted that a public hearing would be needed at the regularly scheduled May Board meeting.

Supervisor Edmonds made motion, seconded by Supervisor Hankins and unanimously approved, to add Route 600 to the Secondary Roads Six Year Plan for 2019-2024 and hold a public hearing at the May Board meeting.

The monthly Landfill Liaison report was provided. Carl Ashworth, Landfill Liaison was present to discuss the public concern of the muddy road in front of the landfill earlier in the week. Due to heavy rain, trucks leaving the landfill completely covered the road in mud, which was dangerous to motorists. It was determined that lack of communication between new staff and management was the cause of the situation. Mr. Tim Webb of CFS was on-site the very next day to correct the problem. Also Victoria Fire and Rescue aided by using one of their trucks and water to clear the road way. Mr. Ashworth explained that this situation was completely unacceptable and CFS would be taking the necessary steps to prevent it from happening in the future. Mr. Billy Smith of VDOT commented regarding the mud in the road. He noted that it was a very serious safety hazard and he has met with Mr. Webb about it multiple times. He encouraged CFS to find a solution to correct the problem long-term. Mr. Smith added that each time VDOT must clear the road, the taxpayers of the county are bearing the burden.

Administrator Gee shared the Engagement Letter from Robinson, Farmer, Cox Associates as they were selected from the RFP to perform audit services for the county for the upcoming fiscal year.

Supervisor Bacon made motion, seconded by Supervisor Pennington and unanimously approved, to allow Administrator Gee and Chairman Slayton to sign the Engagement Letter for Robinson, Farmer, Cox Associates to perform auditing services for the year ending June 30, 2018.

Administrator Gee shared the draft FY2018-19 budget with the Board. She noted that the 3rd quarter ending revenues showed increases to personal property and public service revenues. She advised that her original proposal required the use of \$375,000 in reserve funds, therefore she looked into ways to reduce the use of those funds. Administrator Gee commented that a proposed increase in

personal property tax from \$3.60 per \$100 to \$3.80 per \$100 would realize an additional \$100,000 in revenue for a full collection year. The increase would also keep the personal property rate in line with the tax range of other localities in the area. However, she advised that the county will only realize half of the increase as the 1st personal property bills have already been generated. Administrator Gee stated that her current draft budget does include an additional \$18,000 to fund the part-time Assistant Commonwealth Attorney position without benefits and a reduction of \$10,000 in capital improvement funds. The draft budget also includes a reduction of \$10,000 in additional funding to the school system, leaving the total additional funding at \$200,000. However, the budget will include capital improvement funds of \$85,000 for the purpose of purchasing a new school bus. Supervisor Hoover, speaking on behalf of the finance committee, stated that he believes this draft is the best option.

Supervisor Bacon made motion, seconded by Supervisor Edmonds and unanimously approved, to advertise the draft budget proposal and hold a public hearing on May 3, 2018 at 6:00pm.

Administrator Gee shared the results of a RFP for lawn care services. Lawn Wizard, owned by Mr. Christopher Garrett, quoted the lowest bid at \$275 per cutting.

Supervisor Bacon made motion, seconded by Supervisor Edmonds and unanimously approved, to continue grass cutting services with Lawn Wizard, owned by Mr. Christopher Garrett, who quoted the lowest bid at \$275 per cutting.

Administrator Gee provided her monthly report. Administrator Gee advised that Board of Equalization hearings will begin the following week. She noted that Hard Times Tree Service will meet with a Department of Aviation representative to delineate obstructions to be removed at the airport. County Attorney Rennie advise to be sure to notify the surrounding landowners of the actual date any cutting of trees will begin as the Virginia Court has made a statement that notification of actual dates is required. Supervisor Edmonds asked for an update on the pavement project at the airport. Administrator Gee stated that because of budget constraints the project will need to be postponed another year. Supervisor Bacon questioned if economic development funds could be used to pave airport or perhaps the funds from the timber sale at the Kenbridge Commerce Centre. County Attorney Rennie noted that he would research the use of such funds.

Supervisor Edmonds made motion, seconded by Supervisor Hankins and unanimously approved, to enter Closed Session citing Virginia Code Section §2.2-3711.A.1 Personnel regarding discussion of the performance of personnel.

CERTIFICATION OF CLOSED SESSION MEETING

WHEREAS, the Board of Supervisors of Lunenburg County, Virginia ("Board") convened a Closed Session Meeting on this date pursuant to an affirmative recorded vote in accordance with the provisions of the Freedom of Information Act; and

WHEREAS, Section §2.2-3712 of the Code of Virginia, 1950, as amended, requires a certification by the Board that such Closed Meeting was conducted in conformity with Virginia law.

NOW, THEREFORE, BE IT RESOLVED that the Board hereby certifies that, to the best of each member's knowledge, (i) only public business matters lawfully exempted from Open Meeting requirements by Virginia law were discussed in the Closed Meeting to which this certification resolution applies, and (ii) only such public business matters as were identified in the motion convening the Closed Meeting were heard, discussed or considered by the Board.

VOTING YES


Supervisor Hoover
Supervisor Bacon
Supervisor Edmonds
Supervisor Hankins
Supervisor Pennington
Supervisor Slayton
Supervisor Zava

VOTING NO

ABSENT

Supervisor Hoover made motion, seconded by Supervisor Zava and unanimously approved, to return to Open Session.

Supervisor Zava made motion, seconded by Supervisor Edmonds and unanimously approved, to continue to May 3, 2018 at 6:00 p.m. for a Public Hearing on the FY2018-19 proposed budget.



Tracy M. Gee, Clerk
County Administrator

Charles Randy Slayton, Chairman
Board of Supervisors

BOARD OF SUPERVISORS

Charles R. Slayton, CHAIRMAN
Election District 4

Frank W. Bacon, VICE-CHAIRMAN
Election District 3


Wayne Hoover
Election District 1

Mike Hankins
Election District 2

Edward Pennington
Election District 5

Alvester L. Edmonds
Election District 6

Robert G. Zava
Election District 7



Lunenburg County Administration
11413 Courthouse Road
Lunenburg, VA 23952

Tracy M. Gee
County Administrator

Telephone: (434) 696-2142
Facsimile: (434) 696-1798

April 30, 2018

Lunenburg County Board of Supervisors
11413 Courthouse Road
Lunenburg, VA 23952

Honorable County Supervisors:

The following warrants, including accounting for all voided checks are listed according to Code of Virginia § 15.2-1243 and § 15.2-1244 requiring your approval:

| | | |
|-------------|--------------------------------|----------------------|
| April 2018: | Payroll: Direct Deposit | \$ 124,178.93 |
| | Payroll Taxes Federal: | \$ 38,894.75 |
| | Payroll Taxes State: | \$ 6,905.33 |
| | Payroll VRS payment: | \$ 27,624.34 |
| | Payroll ICMA-RC payment: | \$ 385.68 |
| | Accounts Payable: #55841-55953 | <u>\$ 332,936.65</u> |
| | Total: | \$ 530,925.68 |

Sincerely,

Tracy M. Gee
County Administrator

| CHECK# | VEND# | VENDOR | CLASS | DATE | AMOUNT | DISCOUNT |
|--------|---------|----------------------------|-------|-----------|-----------|----------|
| 55841 | 452 | ABERNATHY, KEVIN | 000 | 4/12/2018 | 22.11 | 00 |
| 55842 | 283 | ADAMS PATRICIA M | 000 | 4/12/2018 | 134.00 | 00 |
| 55843 | 59 | AT&T | 000 | 4/12/2018 | 273.75 | 00 |
| 55844 | 9999999 | Bagley Glenn H | 000 | 4/12/2018 | 30.00 | 00 |
| 55845 | 472 | BAKER LEROY | 000 | 4/12/2018 | 75.00 | 00 |
| 55846 | 139 | BENCHMARK COMMUNITY BANK | 000 | 4/12/2018 | 155.43 | 00 |
| 55847 | 371 | BUG BUSTERS PEST CONT, INC | 000 | 4/12/2018 | 383.00 | 00 |
| 55848 | 10 | CENTURYLINK ANALOG | 000 | 4/12/2018 | 3,128.69 | 00 |
| 55849 | 10 | CENTURYLINK ANALOG | 000 | 4/12/2018 | 1,174.09 | 00 |
| 55850 | 53 | CLEMENT DIANA W | 000 | 4/12/2018 | 862.00 | 00 |
| 55851 | 52 | CLEMENT ROBERT E | 000 | 4/12/2018 | 1,112.17 | 00 |
| 55852 | 9999999 | COMPTON BILLY Y JR | 000 | 4/12/2018 | 1,79.32 | 00 |
| 55853 | 496 | CONCISE | 000 | 4/12/2018 | 262.00 | 00 |
| 55854 | 276 | COR ASSOCIATION OF VA | 000 | 4/12/2018 | 150.00 | 00 |
| 55855 | 290 | CREATIVE PRODUCT SOURCING | 000 | 4/12/2018 | 997.10 | 00 |
| 55856 | 124 | CROSSROADS COMMUNITY | 000 | 4/12/2018 | 13,250.00 | 00 |
| 55857 | 119 | DATAWARE, INC. | 000 | 4/12/2018 | 58.59 | 00 |
| 55858 | 46 | DOMINION ENERGY VIRGINIA | 000 | 4/12/2018 | 4,411.50 | 00 |
| 55859 | 685 | EDMONDS WASTE REMOVAL, INC | 000 | 4/12/2018 | 1,195.00 | 00 |
| 55860 | 62 | EPES SUPPLY COMPANY | 000 | 4/12/2018 | 1,103.52 | 00 |
| 55861 | 63 | FAMILY PRESERVATION | 000 | 4/12/2018 | 360.00 | 00 |
| 55862 | 642 | FARMVILLE NEWSMEDIA | 000 | 4/12/2018 | 35.75 | 00 |
| 55863 | 65 | FOSTER'S AUTO SERVICE | 000 | 4/12/2018 | 571.94 | 00 |
| 55864 | 213 | GALLION & RICHARDS | 000 | 4/12/2018 | 34.70 | 00 |
| 55865 | 645 | GARRETT CHRISTOPHER DBA | 000 | 4/12/2018 | 175.00 | 00 |
| 55866 | 67 | GCR COMPANY | 000 | 4/12/2018 | 1,225.00 | 00 |
| 55867 | 728 | HUGHES CENTER, THE | 000 | 4/12/2018 | 4,234.00 | 00 |
| 55868 | 71 | IBM CORPORATION | 000 | 4/12/2018 | 846.27 | 00 |
| 55869 | 161 | KENBRIDGE FIRE DEPARTMENT | 000 | 4/12/2018 | 17,341.25 | 00 |
| 55870 | 78 | KENBRIDGE OFFICE SUPPLY | 000 | 4/12/2018 | 118.84 | 00 |
| 55871 | 286 | KEY OFFICE SUPPLY INC | 000 | 4/12/2018 | 278.96 | 00 |
| 55872 | 9999999 | Ledbetter Connie Newman | 000 | 4/12/2018 | 30.00 | 00 |
| 55873 | 82 | LUNENBURG COUNTY Health | 000 | 4/12/2018 | 25,244.50 | 00 |
| 55874 | 630 | LUNENBURG COUNTY PUBLIC | 000 | 4/12/2018 | 37,568.50 | 00 |
| 55875 | 353 | LUNENBURG LITERACY | 000 | 4/12/2018 | 2,000.00 | 00 |
| 55876 | 681 | MATTHEWS SANITATION | 000 | 4/12/2018 | 160.00 | 00 |
| 55877 | 162 | MEHERRIN VOLUNTEER | 000 | 4/12/2018 | 489.17 | 00 |
| 55878 | 88 | MSAG LLC | 000 | 4/12/2018 | 29,775.00 | 00 |
| 55879 | 90 | NEW GENERATION | 000 | 4/12/2018 | 119.85 | 00 |
| 55880 | 92 | PARKER OIL COMPANY | 000 | 4/12/2018 | 100.00 | 00 |
| 55881 | 360 | PEGRAM, PHILLIP | 000 | 4/12/2018 | 24.37 | 00 |
| 55882 | 94 | PETTY CASH FUND | 000 | 4/12/2018 | 2,325.00 | 00 |
| 55883 | 96 | PIEDMONT REGIONAL JUV. | 000 | 4/12/2018 | 76.28 | 00 |
| 55884 | 572 | PRICE CHARON | 000 | 4/12/2018 | 30.00 | 00 |
| 55885 | 9999999 | Reese Mason S | 000 | 4/12/2018 | 30.00 | 00 |
| 55886 | 9999999 | Smith Maylene | 000 | 4/12/2018 | 30.00 | 00 |
| 55887 | 769 | SANGOMA TECHNOLOGIES | 000 | 4/12/2018 | 1,117.61 | 00 |
| 55888 | 146 | SHELL FLEET PLUS | 000 | 4/12/2018 | 25.95 | 00 |
| 55889 | 623 | SOUTHERN COPIER SALES | 000 | 4/12/2018 | 75.00 | 00 |
| 55890 | 511 | SOUTHERN OFFICE MACHINES | 000 | 4/12/2018 | 14.86 | 00 |
| 55891 | 652 | SOUTHSIDE MESSENGER, THE | 000 | 4/12/2018 | 220.50 | 00 |
| 55892 | 337 | STEPS, INC. | 000 | 4/12/2018 | 697.50 | 00 |

for the children - DARE Program
 T-shirts Qtrly
 Approp. of ATL Funds
 Health Qtrly
 Library Qtrly
 Approp. of ATL Funds
 CSA

| CHECK# | VENDOR | CLASS | DATE | AMOUNT | DISCOUNT |
|--------|-----------------------------|-------|-----------|------------|----------|
| 55893 | 134 TOWN OF BLACKSTONE | 000 | 4/12/2018 | 447.70 | .00 |
| 55894 | 195 TREASURER OF VIRGINIA | 000 | 4/12/2018 | 20.00 | .00 |
| 55895 | 164 VICTORIA FIRE & RESCUE | 000 | 4/12/2018 | 29,887.75 | .00 |
| 55896 | 691 VIRGINIA ASSOCIATION OF | 000 | 4/12/2018 | 350.00 | .00 |
| 55897 | 257 VIRGINIA EMPLOYMENT | 000 | 4/12/2018 | 2,082.02 | .00 |
| 55898 | 999999 Wilkins Anthony | 000 | 4/12/2018 | 30.00 | .00 |
| 55899 | 999999 Wilkinson Pamela B | 000 | 4/12/2018 | 30.00 | .00 |
| 55900 | 117 WALLACE AUTO PARTS | 000 | 4/12/2018 | 15.69 | .00 |
| 55901 | 361 WARD ANDREW S. | 000 | 4/12/2018 | 100.00 | .00 |
| | CLASS TOTAL | | | 203,526.23 | .00 |

APPROX. 4 ATL FUNDS

GRILLY

ACH TOTAL .00
 CHECK TOTAL 203,526.23
 FINAL TOTAL 203,526.23 .00

I HEREBY APPROVE THIS REGISTER FOR PAYMENT WITH EXCEPTIONS LISTED BELOW OR PREVIOUSLY DOCUMENTED.
 THE TOTAL 203,526.23- EQUALS THE WEEKLY LOG SHEET TOTALS AS ADJUSTED.

DATE 4-12-18

Dracynster COUNTY ADMINISTRATOR
 Charles R. Slayton

| CHECK# | VENDOR | CLASS | DATE | AMOUNT | DISCOUNT |
|--------|-------------------------------|-------|-----------|------------|----------|
| 55902 | 179 AFLAC | 000 | 4/24/2018 | 1,217.18 | .00 |
| 55903 | 711 ALLSTATE BENEFITS | 000 | 4/24/2018 | 721.48 | .00 |
| 55904 | 177 ANTHEM BCBS | 000 | 4/24/2018 | 23,712.00 | .00 |
| 55905 | 999999 BARNETT AMANDA N. | 000 | 4/24/2018 | 30.00 | .00 |
| 55906 | 999999 BAUGH JOHN M. | 000 | 4/24/2018 | 30.00 | .00 |
| 55907 | 48 BILLY'S AUTO SERVICE CENT | 000 | 4/24/2018 | 65.95 | .00 |
| 55908 | 999999 CAMPBELL DONALD T. | 000 | 4/24/2018 | 30.00 | .00 |
| 55909 | 746 CANON SOLUTIONS AMERICA | 000 | 4/24/2018 | 40.00 | .00 |
| 55910 | 10 CENTURYLINK ANALOG | 000 | 4/24/2018 | 90.07 | .00 |
| 55911 | 785 CHAMPION MIKE | 000 | 4/24/2018 | 342.51 | .00 |
| 55912 | 56 COMMUNICATIONS SPECIALIST | 000 | 4/24/2018 | 1,475.00 | .00 |
| 55913 | 58 COWAN GATES PC | 000 | 4/24/2018 | 3,219.45 | .00 |
| 55914 | 119 DATACARE, INC. | 000 | 4/24/2018 | 3,364.24 | .00 |
| 55915 | 781 DAYTON PETER | 000 | 4/24/2018 | 62.34 | .00 |
| 55916 | 481 DE LAGE LANDEN | 000 | 4/24/2018 | 137.00 | .00 |
| 55917 | 191 DEARBORN NATIONAL LIFE | 000 | 4/24/2018 | 165.90 | .00 |
| 55918 | 259 DIAMOND PAPER COMPANY INC | 000 | 4/24/2018 | 105.90 | .00 |
| 55919 | 46 DOMINION ENERGY VIRGINIA | 000 | 4/24/2018 | 1,488.73 | .00 |
| 55920 | 786 DOMINION OF BEDFORD | 000 | 4/24/2018 | 23,484.00 | .00 |
| 55921 | 62 EPES SUPPLY COMPANY | 000 | 4/24/2018 | 235.70 | .00 |
| 55922 | 568 ERBY GORDON F. | 000 | 4/24/2018 | 29.16 | .00 |
| 55923 | 64 FIRST CITIZENS BANK | 000 | 4/24/2018 | 174.13 | .00 |
| 55924 | 66 FUEL FREEDOM CARD | 000 | 4/24/2018 | 3,034.71 | .00 |
| 55925 | 645 GARRETT CHRISTOPHER DBA | 000 | 4/24/2018 | 6,654.26 | .00 |
| 55926 | 310 HEALTH EQUITY | 000 | 4/24/2018 | 103.25 | .00 |
| 55927 | 751 JENKINS MARY | 000 | 4/24/2018 | 3,300.00 | .00 |
| 55928 | 521 JENKINS MARY | 000 | 4/24/2018 | 258.09 | .00 |
| 55929 | 78 KENBRIDGE OFFICE SUPPLY | 000 | 4/24/2018 | 18.95 | .00 |
| 55930 | 651 LEGALSHIELD | 000 | 4/24/2018 | 38.30 | .00 |
| 55931 | 485 MARTIN ADAM | 000 | 4/24/2018 | 30.00 | .00 |
| 55932 | 999999 MCEACHERN QUEEN | 000 | 4/24/2018 | 160.77 | .00 |
| 55933 | 649 MECKLENBURG ELECTRIC | 000 | 4/24/2018 | 12.40 | .00 |
| 55934 | 94 PETTY CASH FUND | 000 | 4/24/2018 | 4,350.00 | .00 |
| 55935 | 96 PIEDMONT REGIONAL JUV. | 000 | 4/24/2018 | 30.00 | .00 |
| 55936 | 999999 QUICKSALL KRISTINE | 000 | 4/24/2018 | 311.45 | .00 |
| 55937 | 783 RINEHART THOMAS | 000 | 4/24/2018 | 342.51 | .00 |
| 55938 | 782 SICKEROTT KARLA | 000 | 4/24/2018 | 30.00 | .00 |
| 55939 | 999999 SMITH AMANDA L. | 000 | 4/24/2018 | 314.72 | .00 |
| 55940 | 784 SMYTH SIDNEY | 000 | 4/24/2018 | 10.08 | .00 |
| 55941 | 511 SOUTHERN OFFICE MACHINES | 000 | 4/24/2018 | 384.54 | .00 |
| 55942 | 135 SOUTHSIDE ELECTRIC COOP | 000 | 4/24/2018 | 1,902.00 | .00 |
| 55943 | 530 TIMMONS GROUP | 000 | 4/24/2018 | 66.45 | .00 |
| 55944 | 144 TREASURER OF VIRGINIA | 000 | 4/24/2018 | 371.00 | .00 |
| 55945 | 755 TREASURER OF VIRGINIA | 000 | 4/24/2018 | 30.00 | .00 |
| 55946 | 999999 TREASURER OF VIRGINIA | 000 | 4/24/2018 | 78.15 | .00 |
| 55947 | 507 VACORP | 000 | 4/24/2018 | 1,850.00 | .00 |
| 55948 | 183 VALIC | 000 | 4/24/2018 | 69.95 | .00 |
| 55949 | 114 VICTORIA AUTOMOTIVE | 000 | 4/24/2018 | 1,105.22 | .00 |
| 55950 | 111 VIRGINIA CREDIT UNION | 000 | 4/24/2018 | 10,041.76 | .00 |
| 55951 | 176 VIRGINIA TECH | 000 | 4/24/2018 | 718.86 | .00 |
| 55952 | 173 WILCO JANITORIAL SUPPLIES | 000 | 4/24/2018 | 33,507.26 | .00 |
| 55953 | 682 ZOLL MEDICAL CORP | 000 | 4/24/2018 | 129,620.42 | .00 |
| | CLASS TOTAL | | | | |
| | ACH TOTAL | | | .00 | |
| | CHECK TOTAL | | | 129,620.42 | |

Annual
 Fire Alarm I
 of New Phone System Project

Dodge Charges - Sheriff

Portion (1/2) of property rental - Leigh Mtns.

Salaries & Fringes

Capital Imp. Funds - 2 Districts Monitors -
 State Contract - NPP#YH11129

Tracey M. See

Charles R. Saylor

4-24-18

4-24-18

FINAL TOTAL

129,620.42

.00

I HEREBY APPROVE THIS REGISTER FOR PAYMENT WITH EXCEPTIONS LISTED BELOW OR PREVIOUSLY DOCUMENTED.
THE TOTAL 129,620.42- EQUALS THE WEEKLY LOG SHEET TOTALS AS ADJUSTED.

DATE

4-24-18

Tracey See
COUNTY ADMINISTRATOR

Charles R. Gentry

Juror Checks - Long Outstanding
VOID

| VEND. NO. | VENDOR NAME | INVOICE NO. | INVOICE DATE | DUE DATE | G/L ACCT. NO. | JUROR LIABILITY | GROSS AMOUNT | DESC /CLS | PO. NO. | SEQ. NO. |
|-----------|--------------------|-----------------|--------------|------------|---------------------|-----------------|--------------|-----------|---------|-----------|
| 999999 | Barnett Amanda N | 000000349170511 | 5/11/2017 | 6/30/2017 | JU 100-000200-0500- | Juror Liability | 30.00- | JUROR 000 | | PAYMNT 20 |
| | INVOICE TOTAL | | | | | | 30.00- | .00 | | 30.00- |
| 999999 | Baugh John M | 000000416170915 | 9/15/2017 | 9/29/2017 | JU 100-000200-0500- | Juror Liability | 30.00- | JUROR 000 | | PAYMNT 50 |
| | INVOICE TOTAL | | | | | | 30.00- | .00 | | 30.00- |
| 999999 | Campbell Donald T | 000000420170915 | 9/15/2017 | 9/29/2017 | JU 100-000200-0500- | Juror Liability | 30.00- | JUROR 000 | | PAYMNT 60 |
| | INVOICE TOTAL | | | | | | 30.00- | .00 | | 30.00- |
| 999999 | McEachern Queen | 000000294161205 | 12/05/2016 | 12/16/2016 | JU 100-000200-0500- | Juror Liability | 30.00- | JUROR 000 | | PAYMNT 10 |
| | INVOICE TOTAL | | | | | | 30.00- | .00 | | 30.00- |
| 999999 | Quicksall Kristine | 000000443171101 | 11/01/2017 | 11/15/2017 | JU 100-000200-0500- | Juror Liability | 30.00- | JUROR 000 | | PAYMNT 70 |
| | INVOICE TOTAL | | | | | | 30.00- | .00 | | 30.00- |
| 999999 | Seamster Teddy D | 000000388170511 | 5/11/2017 | 6/30/2017 | JU 100-000200-0500- | Juror Liability | 30.00- | JUROR 000 | | PAYMNT 30 |
| | INVOICE TOTAL | | | | | | 30.00- | .00 | | 30.00- |
| 999999 | Smith Amanda L | 000000389170511 | 5/11/2017 | 6/30/2017 | JU 100-000200-0500- | Juror Liability | 30.00- | JUROR 000 | | PAYMNT 40 |
| | INVOICE TOTAL | | | | | | 30.00- | .00 | | 30.00- |
| | COMPANY TOTAL | | | | | | 210.00- | .00 | | 210.00- |

6999993 HASH TOTALS-> FUND 700 DEPT 1400 LOC 0 ACCT 3500

BATCH#- 55 CREATED BY GAIL ON 4/23/2018 RUN BY GAIL ON 4/23/2018

| ACCOUNT NUMBER | ACCOUNT DESCRIPTION | PREVIOUS BALANCE | DEBIT | CREDIT | ENDING BALANCE |
|----------------|-------------------------------------|------------------|--------------|--------------|----------------|
| 100-0001 | ** Treasurer Accountability ** | | | | |
| 100-0010 | ** Assets ** | | | | |
| 100-0100 | Cash in Office | 2,000.00 | | | 2,000.00 |
| 100-0101 | Petty Cash | 400.00 | | | 400.00 |
| 100-0102 | Benchmark Checking | 7,432,923.64 | 2,040,198.18 | 2,313,900.99 | 7,159,220.83 |
| 100-0103 | First Citizens - Extra Account | | | | |
| 100-0104 | Caprin Investment - US Bank | 1,158,035.56 | 1,428.90 | | 1,159,464.46 |
| 100-0105 | BB&T Checking | | 51.24 | | 150,869.99 |
| 100-0135 | Benchmark-Landfill Mitigation | | | | |
| 100-0252 | First Citizens - School Food | 150,818.75 | | | |
| 100-0253 | First Citizens - School Textbook | | | | |
| 100-0355 | SNAP Account - QSCB TRANE | | | | |
| 100-0705 | BB&T - IDA | | | | |
| 100-1252 | Benchmark - School Food | 50,176.16 | 17,538.27 | 7,085.45 | 60,628.98 |
| 100-1253 | Benchmark - School Textbook | 74,540.36 | 25.32 | | 74,565.68 |
| 100-1355 | SNAP Account - CHS Addition | | | | |
| 100-1705 | Benchmark - IDA | 559,950.81 | 190.09 | 976.00 | 559,164.90 |
| | ** Assets ** | 9,428,845.28 | 2,059,432.00 | 2,321,962.44 | 9,166,314.84 |
| | TOTAL ASSETS | 9,428,845.28 | 2,059,432.00 | 2,321,962.44 | 9,166,314.84 |
| 300-0100 | ** Cash Balances ** | | | | |
| 300-0132 | General Fund Cash Balance | 6,247,842.62 | 548,280.56 | 316,366.52 | 6,015,928.58 |
| 300-0135 | Reassessment Fund Cash Balance | 43,852.76 | 18,445.74 | | 25,407.02 |
| 300-0136 | Solid Waste Mgmt Cash Balance | 409,255.07 | 11,347.22 | 16,639.56 | 414,547.41 |
| 300-0137 | S/W Construction Cash Balance | | | | |
| 300-0213 | Landfill Sites Cash Balance | 711,331.23 | 1,499.59 | | 709,831.64 |
| 300-0214 | Law Library Cash Balance | 21,466.89 | | 43.80 | 21,510.69 |
| 300-0215 | Asset Forfeiture Cash Balance | 10,162.10 | 635.00 | 3.39 | 9,530.49 |
| 300-0220 | E911 Cash Balance | 553,151.92 | 47,465.28 | 21,964.89 | 527,651.53 |
| 300-0221 | Cell Tower Cash Balance | 32,458.80 | | | 32,458.80 |
| 300-0225 | Airport Cash Balance | 28,540.48 | 564.41 | 937.70 | 28,913.77 |
| 300-0226 | Economic Development Cash Balance | 214,102.99 | | | 214,102.99 |
| 300-0250 | Economic Dev Grants Cash Balance | 6,530.90 | | | 6,530.90 |
| 300-0252 | School Cash Balance | | | | |
| 300-0253 | School Food Cash Balance | 50,176.16 | 1,733,253.06 | 1,733,253.06 | 60,628.98 |
| 300-0260 | School Textbook Cash Balance | 74,540.36 | 7,085.45 | 17,538.27 | 74,565.68 |
| 300-0262 | VPA Cash Balance | | | | |
| 300-0316 | CSA Cash Balance | | | | |
| 300-0317 | Fire/Rescue Cash Balance | 92,461.11 | | 250.00 | 92,461.11 |
| 300-0319 | Project Lifesaver Cash Balance | 4,013.23 | 190.73 | | 4,072.50 |
| 300-0320 | Voting Machine Cash Balance | 100,000.00 | | | 100,000.00 |
| 300-0355 | Capital Outlay Cash Balance | | | | |
| 300-0420 | School Construction Cash Balance | 280,000.00 | 380,000.00 | 380,000.00 | 280,000.00 |
| 300-0701 | Debt Service Cash Balance | 2,069.65 | | | 2,069.65 |
| 300-0705 | Special Welfare Cash Balance | 559,950.81 | 976.00 | 190.09 | 559,164.90 |
| 300-0715 | IDA Cash Balance | | 4,632.88 | | 4,632.88 |
| | Commonwealth Current Credit Account | 9,428,845.28 | 2,934,693.10 | 2,672,162.66 | 9,166,314.84 |
| | ** Cash Balances ** | 9,428,845.28 | 2,934,693.10 | 2,672,162.66 | 9,166,314.84 |
| | TOTAL PRIOR YR FUND BALANCE | 9,428,845.28 | 2,934,693.10 | 2,672,162.66 | 9,166,314.84 |
| | TOTAL REVENUE | | | | |

ACCT#

DESCRIPTION

BUDGET AMOUNT

APPR. AMOUNT

CURRENT AMOUNT

Y-T-D AMOUNT

BALANCE UNCOLLECTED

FUND #

FUND #

| ACCT# | DESCRIPTION | BUDGET AMOUNT | APPR. AMOUNT | CURRENT AMOUNT | Y-T-D AMOUNT | BALANCE UNCOLLECTED |
|----------------|-------------------------------------|---------------|--------------|----------------|--------------|---------------------|
| 11011 | ** RE Taxes ** | 3,233,000.00 | 3,233,000.00 | 17,942.38 | 1,764,940.36 | 1,468,059.64 |
| 11020 | ** Public Service ** | 185,000.00 | 185,000.00 | .00 | 130,992.18 | 54,007.82 |
| 11030 | ** Personal Property ** | 1,982,500.00 | 1,982,500.00 | 33,851.98 | 1,168,520.95 | 813,979.05 |
| 11040 | ** Machinery & Tools ** | 250,000.00 | 250,000.00 | 17,354.84 | 171,780.72 | 78,219.28 |
| 11050 | ** Merchant's Capital ** | 68,500.00 | 68,500.00 | .00 | 44,603.60 | 23,896.40 |
| 11060 | ** Penalties & Interest ** | 100,000.00 | 100,000.00 | 9,164.84 | 70,165.26 | 29,834.74 |
| 12010 | ** Local Sales & Use Taxes ** | 360,000.00 | 360,000.00 | 35,968.14 | 245,204.20 | 114,795.80 |
| 12020 | ** Consumer Utility Taxes ** | 22,000.00 | 22,000.00 | 2,786.65 | 17,061.44 | 4,938.56 |
| 12070 | ** Taxes on Recordation & Wills ** | 52,000.00 | 52,000.00 | 5,301.92 | 70,085.26 | 18,085.26 |
| 13010 | ** Animal Licenses ** | 10,000.00 | 10,000.00 | 2,390.00 | 8,740.00 | 1,260.00 |
| 13020 | ** Animal Fines & Kennel Fees ** | 3,000.00 | 3,000.00 | 445.00 | 3,526.00 | 526.00 |
| 13030 | ** Permits & Other Licenses ** | 24,100.00 | 24,100.00 | 1,131.67 | 19,051.54 | 5,048.46 |
| 13033 | ** Local Landfill Revenue ** | 205,000.00 | 205,000.00 | 9,331.87 | 68,402.16 | 136,597.84 |
| 14010 | ** Fines & Forfeitures ** | 59,100.00 | 59,100.00 | 6,606.18 | 39,765.53 | 19,334.47 |
| 14040 | ** Processing Fees ** | 1,500.00 | 1,500.00 | 167.50 | 944.25 | 555.75 |
| 15010 | ** Revenue From Use of Money ** | 20,000.00 | 20,000.00 | 4,065.86 | 29,232.70 | 9,232.70 |
| 15020 | ** Revenue From Use of Property ** | 31,500.00 | 31,500.00 | 6,183.67 | 23,799.75 | 7,700.25 |
| 16010 | ** Court Costs ** | 3,546.00 | 3,546.00 | 170.73 | 2,748.93 | 797.07 |
| 16020 | ** Charges Commonwealth Attorney ** | 1,500.00 | 1,500.00 | 222.39 | 957.08 | 542.92 |
| 18030 | ** Refunds ** | .00 | .00 | .00 | 5,369.88 | 100.00 |
| 18990 | ** Miscellaneous Revenue ** | 27,233.00 | 27,233.00 | 4,575.00 | 36,851.73 | 9,618.73 |
| 22010 | ** Non-Cateforical Aid ** | 1,077,332.00 | 1,077,332.00 | .00 | 1,025,556.13 | 51,775.87 |
| 23010 | ** Commonwealth's Attorney ** | 216,286.00 | 216,286.00 | 18,716.89 | 125,523.29 | 90,762.71 |
| 23020 | ** Sheriff ** | 719,546.00 | 719,546.00 | 69,096.15 | 471,655.61 | 247,890.39 |
| 23030 | ** Commissioner of Revenue ** | 78,968.00 | 78,968.00 | 6,489.93 | 53,128.85 | 25,839.15 |
| 23040 | ** Treasurer ** | 82,002.00 | 82,002.00 | 6,891.00 | 53,446.62 | 28,555.38 |
| 23060 | ** Registrar ** | 38,000.00 | 38,000.00 | .00 | .00 | 38,000.00 |
| 23070 | ** Clerk of Circuit Court ** | 185,170.00 | 185,170.00 | 16,082.48 | 142,489.94 | 42,680.06 |
| 24010 | ** Public Safety ** | 86,350.00 | 86,350.00 | .00 | 26,949.95 | 59,400.05 |
| 24020 | ** Fire and Rescue Services ** | 37,000.00 | 37,000.00 | 33,204.00 | 43,818.24 | 6,818.24 |
| 33010 | ** Public Safety ** | 82,500.00 | 82,500.00 | .00 | 74,929.82 | 7,570.18 |
| 41050 | ** Transfers In ** | 430,714.00 | 430,714.00 | .00 | .00 | 430,714.00 |
| --FUND TOTAL-- | | 9,673,347.00 | 9,673,347.00 | 308,141.07 | 5,940,241.97 | 3,733,105.03 |

FUND #

FUND #

| | | | | | | |
|----------------|------------------------|------------|------------|-----------|------------|-----------|
| 12020 | ** Solid Waste Mgmt ** | 175,000.00 | 175,000.00 | 16,588.32 | 123,009.49 | 51,990.51 |
| 24030 | ** Public Works ** | 6,000.00 | 6,000.00 | .00 | 7,094.00 | 1,094.00 |
| --FUND TOTAL-- | | 181,000.00 | 181,000.00 | 16,588.32 | 130,103.49 | 50,896.51 |

FUND #

FUND #

| | | | | | | |
|----------------|--------------------|------------|------------|-----|-----|------------|
| 41050 | ** Transfers In ** | 408,330.00 | 408,330.00 | .00 | .00 | 408,330.00 |
| --FUND TOTAL-- | | 408,330.00 | 408,330.00 | .00 | .00 | 408,330.00 |

| ACCT# | DESCRIPTION | BUDGET AMOUNT | APPR. AMOUNT | CURRENT AMOUNT | Y-T-D AMOUNT | BALANCE UNCOLLECTED | % |
|-------------------|------------------------------------|---------------|---------------|----------------|--------------|---------------------|--------|
| FUND #-213 | | | | | | | |
| 16010 | ** Court Costs ** | 1,000.00 | 1,000.00 | 43.80 | 416.40 | 583.60 | 58.36 |
| --FUND TOTAL-- | | 1,000.00 | 1,000.00 | 43.80 | 416.40 | 583.60 | 58.36 |
| FUND #-214 | | | | | | | |
| 15010 | ** Interest ** | .00 | .00 | 3.39 | 29.00 | 29.00 | 100.00 |
| 24010 | ** Asset Forfeiture - State ** | .00 | .00 | .00 | 2,282.66 | 2,282.66 | 100.00 |
| --FUND TOTAL-- | | .00 | .00 | 3.39 | 2,311.66 | 2,311.66 | 100.00 |
| FUND #-215 | | | | | | | |
| 22013 | ** Communications Tax ** | 346,830.00 | 346,830.00 | 21,964.89 | 143,439.51 | 203,390.49 | 58.64 |
| 41050 | ** Transfers In ** | 15,000.00 | 15,000.00 | .00 | .00 | 15,000.00 | 100.00 |
| --FUND TOTAL-- | | 361,830.00 | 361,830.00 | 21,964.89 | 143,439.51 | 218,390.49 | 60.35 |
| FUND #-221 | | | | | | | |
| 15020 | ** Revenue from Use of Property ** | 12,300.00 | 12,300.00 | 937.70 | 6,149.47 | 6,150.53 | 50.00 |
| 18990 | ** Miscellaneous Revenue ** | 3,000.00 | 3,000.00 | .00 | 3,000.00 | .00 | .00 |
| 24090 | ** Airport Grant ** | 40,500.00 | 40,500.00 | .00 | 29,149.00 | 11,351.00 | 28.02 |
| 41050 | ** Transfers In ** | 12,200.00 | 12,200.00 | .00 | 1,004.58 | 11,195.42 | 91.76 |
| --FUND TOTAL-- | | 68,000.00 | 68,000.00 | 937.70 | 39,303.05 | 28,696.95 | 42.20 |
| FUND #-225 | | | | | | | |
| 18990 | ** Local Revenue ** | .00 | .00 | .00 | 196,369.00 | 196,369.00 | 100.00 |
| --FUND TOTAL-- | | .00 | .00 | .00 | 196,369.00 | 196,369.00 | 100.00 |
| FUND #-226 | | | | | | | |
| 18990 | ** Miscellaneous Revenue ** | 16,170.00 | 16,170.00 | .00 | .00 | 16,170.00 | 100.00 |
| 24090 | ** Tobacco Grants ** | 459,000.00 | 459,000.00 | .00 | .00 | 459,000.00 | 100.00 |
| 33071 | ** VDOT TEAZ1 Grants ** | 69,490.00 | 69,490.00 | .00 | .00 | 69,490.00 | 100.00 |
| 41050 | ** Transfers In ** | 34,830.00 | 34,830.00 | .00 | .00 | 34,830.00 | 100.00 |
| --FUND TOTAL-- | | 579,490.00 | 579,490.00 | .00 | .00 | 579,490.00 | 100.00 |
| FUND #-250 | | | | | | | |
| 16180 | ** Charges for Education ** | 468,724.00 | 468,724.00 | 1,216.24 | 49,612.28 | 419,111.72 | 89.41 |
| 24100 | ** Education-State ** | 11,308,260.00 | 11,308,260.00 | 984,134.03 | 7,570,175.56 | 3,738,084.44 | 33.05 |
| 33080 | ** Education-Federal ** | 1,842,609.00 | 1,842,609.00 | 108,002.10 | 570,507.22 | 1,272,101.78 | 69.03 |

| ACCT# | DESCRIPTION | BUDGET AMOUNT | APPR. AMOUNT | CURRENT AMOUNT | Y-T-D AMOUNT | BALANCE UNCOLLECTED | % |
|------------|------------------------------------|---------------|---------------|----------------|---------------|---------------------|--------|
| 41050 | ** Transfers In ** | 3,540,000.00 | 3,540,000.00 | 570,679.81 | 1,998,455.36 | 1,541,544.64 | 43.54 |
| | --FUND TOTAL-- | 17,159,593.00 | 17,159,593.00 | 1,664,032.18 | 10,188,750.42 | 6,970,842.58 | 40.62 |
| FUND #-252 | | | | | | | |
| 15010 | ** Revenue from Use of Money ** | .00 | .00 | 24.15 | 172.34 | 172.34 | 100.00 |
| 16180 | ** Charges for Education ** | .00 | .00 | 17,538.27 | 129,773.71 | 129,773.71 | 100.00 |
| 24100 | School Food State | .00 | .00 | 801.40 | 10,670.00 | 10,670.00 | 100.00 |
| 33080 | School Food Federal | .00 | .00 | 68,419.48 | 399,278.52 | 399,278.52 | 100.00 |
| 41050 | ** Transfers In ** | .00 | .00 | .00 | 10,000.00 | 10,000.00 | 100.00 |
| | --FUND TOTAL-- | .00 | .00 | 86,783.30 | 549,894.57 | 549,894.57 | 100.00 |
| FUND #-253 | | | | | | | |
| 15010 | ** Revenue from Use of Money ** | .00 | .00 | 25.32 | 205.68 | 205.68 | 100.00 |
| | --FUND TOTAL-- | .00 | .00 | 25.32 | 205.68 | 205.68 | 100.00 |
| FUND #-260 | | | | | | | |
| 16110 | ** Charges for Welfare/Soc Serv ** | .00 | .00 | 300.00 | 305.00 | 305.00 | 100.00 |
| 24060 | ** Welfare & Social Serv-State ** | 400,000.00 | 400,000.00 | 25,664.48 | 234,967.58 | 165,032.42 | 41.25 |
| 33010 | ** Welfare & Social Serv - Fed ** | 600,000.00 | 600,000.00 | 37,801.34 | 351,822.96 | 248,177.04 | 41.36 |
| 41050 | ** Transfers In ** | 147,000.00 | 147,000.00 | 10,332.20 | 103,231.74 | 43,768.26 | 29.77 |
| | --FUND TOTAL-- | 1,147,000.00 | 1,147,000.00 | 74,098.02 | 690,327.28 | 456,672.72 | 39.81 |
| FUND #-262 | | | | | | | |
| 16110 | ** CSA - Local ** | 5,000.00 | 5,000.00 | 6.77 | 5,563.93 | 563.93 | 11.27 |
| 24060 | ** CSA - State ** | 800,000.00 | 800,000.00 | 73,294.49 | 469,049.58 | 330,950.42 | 41.36 |
| 41050 | ** Transfers In ** | 210,000.00 | 210,000.00 | 32,917.90 | 248,225.64 | 38,225.64 | 18.20 |
| | --FUND TOTAL-- | 1,015,000.00 | 1,015,000.00 | 106,219.16 | 722,839.15 | 292,160.85 | 28.78 |
| FUND #-316 | | | | | | | |
| 41050 | ** Transfers In ** | 115,000.00 | 115,000.00 | .00 | 115,000.00 | .00 | .00 |
| | --FUND TOTAL-- | 115,000.00 | 115,000.00 | .00 | 115,000.00 | .00 | .00 |
| FUND #-317 | | | | | | | |
| 18990 | Project Lifesaver | 800.00 | 800.00 | 250.00 | 395.00 | 405.00 | 50.62 |
| | --FUND TOTAL-- | 800.00 | 800.00 | 250.00 | 395.00 | 405.00 | 50.62 |

| ACCT# | DESCRIPTION | BUDGET AMOUNT | APPR. AMOUNT | CURRENT AMOUNT | Y-T-D AMOUNT | BALANCE UNCOLLECTED |
|-------------------|-----------------------------------|---------------|---------------|----------------|---------------|---------------------|
| FUND #-319 | | | | | | |
| 41050 | ** Transfers In ** | 5,000.00 | 5,000.00 | .00 | 4,812.41 | 187.59 3.75 |
| | --FUND TOTAL-- | 5,000.00 | 5,000.00 | .00 | 4,812.41 | 187.59 3.75 |
| FUND #-320 | | | | | | |
| 41050 | ** Transfers In ** | 100,000.00 | 100,000.00 | .00 | 100,000.00 | .00 .00 |
| | --FUND TOTAL-- | 100,000.00 | 100,000.00 | .00 | 100,000.00 | .00 .00 |
| FUND #-420 | | | | | | |
| 33080 | ** Education ** | 599,890.00 | 599,890.00 | 380,000.00 | 530,713.05 | 69,176.95 11.53 |
| 41050 | ** Transfers In ** | 986,110.00 | 986,110.00 | 380,000.00 | 807,236.36 | 178,873.64 18.13 |
| | --FUND TOTAL-- | 1,586,000.00 | 1,586,000.00 | .00 | 1,337,949.41 | 248,050.59 15.64 |
| FUND #-701 | | | | | | |
| 18030 | ** Charges for Social Services ** | .00 | .00 | .00 | 1,560.00 | 1,560.00- 100.00- |
| | --FUND TOTAL-- | .00 | .00 | .00 | 1,560.00 | 1,560.00- 100.00- |
| FUND #-705 | | | | | | |
| 15010 | ** Revenue from Use of Money ** | .00 | .00 | 190.09 | 752.37 | 752.37- 100.00- |
| 15020 | Equipment Lease Revenue | .00 | .00 | .00 | 18,000.00 | 18,000.00- 100.00- |
| 18990 | ** Miscellaneous Revenue ** | .00 | .00 | .00 | 704,420.00 | 704,420.00- 100.00- |
| | --FUND TOTAL-- | .00 | .00 | 190.09 | 723,172.37 | 723,172.37- 100.00- |
| FUND #-715 | | | | | | |
| 18990 | ** Sheriff Fees ** | .00 | .00 | 844.88 | 6,275.55 | 6,275.55- 100.00- |
| 23020 | ** Sheriff Fees-State ** | .00 | .00 | 12.00 | 12.00 | 12.00- 100.00- |
| 24000 | ** Estimated Taxes ** | .00 | .00 | 800.00 | 115,718.00 | 115,718.00- 100.00- |
| 25000 | ** State Income Taxes ** | .00 | .00 | 2,976.00 | 4,243.45 | 4,243.45- 100.00- |
| | --FUND TOTAL-- | .00 | .00 | 4,632.88 | 126,249.00 | 126,249.00- 100.00- |
| | --FINAL TOTAL-- | 32,401,390.00 | 32,401,390.00 | 2,283,910.12 | 21,013,340.37 | 11,388,049.63 35.14 |

| ACCT# | DESCRIPTION | BUDGET AMOUNT | APPR. AMOUNT | CURRENT AMOUNT | Y-T-D AMOUNT | ENCUMBRANCE AMOUNT | UNENCUMBERED BALANCE | % REMAINING |
|----------------|------------------------------------|---------------|--------------|----------------|--------------|--------------------|----------------------|-------------|
| 11100 | ** Board of Supervisors ** | 49,320.00 | 49,320.00 | 3,191.66 | 31,454.65 | .00 | 17,865.35 | 36.22 |
| 12100 | ** County Administration ** | 230,205.00 | 230,205.00 | 18,469.26 | 170,429.17 | .00 | 59,775.83 | 25.96 |
| 12210 | ** Professional Services ** | 102,000.00 | 102,000.00 | 8,780.25 | 68,353.19 | .00 | 33,646.81 | 32.98 |
| 12310 | ** Commissioner of Revenue ** | 212,100.00 | 212,100.00 | 18,273.28 | 154,633.30 | .00 | 57,466.70 | 27.09 |
| 12410 | ** Treasurer ** | 231,400.00 | 231,400.00 | 22,433.68 | 158,034.00 | .00 | 73,366.00 | 31.70 |
| 12510 | ** Data Processing ** | 105,000.00 | 105,000.00 | 2,037.97 | 69,926.24 | .00 | 35,073.76 | 33.40 |
| 13100 | ** Electoral Board ** | 33,670.00 | 33,670.00 | 790.07 | 18,223.28 | .00 | 15,446.72 | 45.87 |
| 13200 | ** Registrar ** | 76,260.00 | 76,260.00 | 7,791.96 | 57,184.00 | .00 | 19,076.00 | 25.01 |
| 21100 | ** Circuit Court ** | 12,000.00 | 12,000.00 | 54.03 | 649.75 | .00 | 11,350.25 | 94.58 |
| 21200 | ** General District Court ** | 6,000.00 | 6,000.00 | 594.42 | 2,671.58 | .00 | 3,328.42 | 55.47 |
| 21300 | ** Magistrate ** | 1,325.00 | 1,325.00 | 133.70 | 920.71 | .00 | 404.29 | 30.51 |
| 21600 | ** Juvenile/Domestic Court ** | 84,050.00 | 84,050.00 | 63.51 | 58,457.60 | .00 | 25,592.40 | 30.44 |
| 21700 | ** Clerk of Circuit Court ** | 274,400.00 | 274,400.00 | 22,517.56 | 200,207.68 | .00 | 74,192.32 | 27.03 |
| 21710 | ** Library of VA Grant ** | .00 | .00 | .00 | 9,674.00 | .00 | 9,674.00 | 100.00 |
| 21752 | ** Clerk Technology Trust Funds ** | .00 | .00 | 5,889.97 | 16,974.64 | .00 | 16,974.64 | 100.00 |
| 21800 | ** Courthouse Security ** | 15,450.00 | 15,450.00 | 2,857.50 | 20,737.34 | .00 | 5,287.34 | 34.22 |
| 21910 | ** Victim/Witness Coordinator ** | 69,720.00 | 69,720.00 | 5,403.56 | 48,519.31 | .00 | 21,200.69 | 30.40 |
| 22100 | ** Commonwealth Attorney ** | 273,180.00 | 273,180.00 | 23,451.49 | 186,482.81 | .00 | 86,697.19 | 31.73 |
| 31200 | ** Sheriff & Law Enforcement ** | 1,214,000.00 | 1,214,000.00 | 88,727.25 | 824,398.54 | .00 | 389,601.46 | 32.09 |
| 32400 | ** Fire & Rescue Appropriations ** | 260,040.00 | 260,040.00 | .00 | 162,694.27 | .00 | 97,345.73 | 37.43 |
| 33200 | ** Piedmont Regional Jail ** | 424,000.00 | 424,000.00 | .00 | 265,519.71 | .00 | 158,480.29 | 37.37 |
| 34000 | ** Building Official ** | 90,810.00 | 90,810.00 | 7,865.69 | 65,552.42 | .00 | 25,257.58 | 27.81 |
| 35100 | ** Animal Control ** | 86,100.00 | 86,100.00 | 6,335.82 | 64,745.03 | .00 | 21,354.97 | 24.80 |
| 43200 | ** Buildings & Grounds ** | 219,250.00 | 219,250.00 | 23,587.22 | 158,988.90 | .00 | 60,261.10 | 27.48 |
| 51200 | ** Health Dept Appropriation ** | 110,000.00 | 110,000.00 | .00 | 80,244.50 | .00 | 29,755.50 | 27.05 |
| 51500 | ** Medical Examiner ** | 100.00 | 100.00 | 20.00 | 1,280.00 | .00 | 1,180.00 | 180.00 |
| 52500 | ** Crossroads CSB Appropriation ** | 53,000.00 | 53,000.00 | .00 | 39,750.00 | .00 | 13,250.00 | 25.00 |
| 52600 | ** STEPS Appropriation ** | 5,000.00 | 5,000.00 | .00 | 5,000.00 | .00 | .00 | .00 |
| 53600 | ** Madeline's House ** | 2,000.00 | 2,000.00 | .00 | 2,000.00 | .00 | .00 | .00 |
| 81100 | ** Planning ** | 21,500.00 | 21,500.00 | 20,300.00 | 20,751.66 | .00 | 748.34 | 3.48 |
| 81110 | ** Conditional Use Permits ** | 1,000.00 | 1,000.00 | .00 | 1,167.51 | .00 | 167.51 | 16.75 |
| 81200 | ** Community Development ** | 264,357.00 | 264,357.00 | 447.40 | 223,434.92 | .00 | 40,922.08 | 15.47 |
| 81500 | ** Econ/Community Development ** | 74,300.00 | 74,300.00 | 258.00 | 6,930.36 | .00 | 67,369.64 | 90.67 |
| 81600 | ** Industrial Dev. Authority ** | 49,000.00 | 49,000.00 | .00 | .00 | .00 | 49,000.00 | 100.00 |
| 83000 | ** Cooperative Extension ** | 42,000.00 | 42,000.00 | 117.70 | 21,075.31 | .00 | 20,924.69 | 49.82 |
| 91001 | ** Fringe Benefits ** | 78,500.00 | 78,500.00 | 16,972.75 | 78,536.07 | .00 | 36.07 | .04 |
| 91489 | ** DMV Stops Expense ** | 22,000.00 | 22,000.00 | 3,775.00 | 19,065.00 | .00 | 2,935.00 | 13.34 |
| 94000 | ** Capital Improvements ** | 80,000.00 | 80,000.00 | .00 | 76,715.40 | .00 | 3,284.60 | 4.10 |
| 99000 | ** Transfers To Other Funds ** | 4,800,310.00 | 4,800,310.00 | 233,929.91 | 3,162,966.09 | .00 | 1,637,343.91 | 34.10 |
| --FUND TOTAL-- | | 9,673,347.00 | 9,673,347.00 | 545,070.61 | 6,554,348.94 | .00 | 3,118,998.06 | 32.24 |

FUND # -132

| | | | | | | | | |
|----------------|-----------------------------|-----|-----|-----------|------------|-----|------------|--------|
| 12320 | Board of Equalization Wages | .00 | .00 | 18,445.74 | 142,655.60 | .00 | 142,655.60 | 100.00 |
| --FUND TOTAL-- | | .00 | .00 | 18,445.74 | 142,655.60 | .00 | 142,655.60 | 100.00 |

| ACCT# | DESCRIPTION | BUDGET AMOUNT | APPR. AMOUNT | CURRENT AMOUNT | Y-T-D AMOUNT | ENCUMBRANCE AMOUNT | UNENCUMBERED BALANCE | REMAINING |
|-------------------|--------------------------------|---------------|--------------|----------------|--------------|--------------------|----------------------|-----------|
| FUND #-135 | | | | | | | | |
| 40423 | ** Solid Waste Collection ** | 181,000.00 | 181,000.00 | 11,411.47 | 111,930.09 | .00 | 69,069.91 | 38.16 |
| | --FUND TOTAL-- | 181,000.00 | 181,000.00 | 11,411.47 | 111,930.09 | .00 | 69,069.91 | 38.16 |
| FUND #-137 | | | | | | | | |
| 40427 | ** Landfill Sites Expense ** | 228,000.00 | 228,000.00 | 1,499.59 | 13,876.24 | .00 | 214,123.76 | 93.91 |
| 99000 | ** Transfers to Other Funds ** | 180,330.00 | 180,330.00 | .00 | .00 | .00 | 180,330.00 | 100.00 |
| | --FUND TOTAL-- | 408,330.00 | 408,330.00 | 1,499.59 | 13,876.24 | .00 | 394,453.76 | 96.60 |
| FUND #-213 | | | | | | | | |
| 21900 | ** Expenses ** | 1,000.00 | 1,000.00 | .00 | .00 | .00 | 1,000.00 | 100.00 |
| | --FUND TOTAL-- | 1,000.00 | 1,000.00 | .00 | .00 | .00 | 1,000.00 | 100.00 |
| FUND #-214 | | | | | | | | |
| 91400 | ** Asset Forfeiture ** | .00 | .00 | 635.00 | 3,396.96 | .00 | 3,396.96 | 100.00 |
| | --FUND TOTAL-- | .00 | .00 | 635.00 | 3,396.96 | .00 | 3,396.96 | 100.00 |
| FUND #-215 | | | | | | | | |
| 31400 | ** 911 & E911 Expenditures ** | 246,830.00 | 246,830.00 | 47,477.76 | 104,499.55 | .00 | 142,330.45 | 57.66 |
| 99000 | ** Transfers to Other Funds ** | 115,000.00 | 115,000.00 | .00 | 115,000.00 | .00 | .00 | .00 |
| | --FUND TOTAL-- | 361,830.00 | 361,830.00 | 47,477.76 | 219,499.55 | .00 | 142,330.45 | 39.33 |
| FUND #-220 | | | | | | | | |
| 81110 | Wireless Ecrow Expense | .00 | .00 | .00 | 1,450.00 | .00 | 1,450.00 | 100.00 |
| | --FUND TOTAL-- | .00 | .00 | .00 | 1,450.00 | .00 | 1,450.00 | 100.00 |
| FUND #-221 | | | | | | | | |
| 40740 | ** Airport ** | 68,000.00 | 68,000.00 | 564.41 | 17,055.82 | .00 | 50,944.18 | 74.91 |
| | --FUND TOTAL-- | 68,000.00 | 68,000.00 | 564.41 | 17,055.82 | .00 | 50,944.18 | 74.91 |
| FUND #-225 | | | | | | | | |
| 81000 | ** Econ Dev Expense Local ** | .00 | .00 | .00 | 61,456.33 | .00 | 61,456.33 | 100.00 |
| | --FUND TOTAL-- | .00 | .00 | .00 | 61,456.33 | .00 | 61,456.33 | 100.00 |

EXPENDITURE SUMMARY
7/01/2017 - 3/31/2018

| ACCT# | DESCRIPTION | BUDGET AMOUNT | APPR. AMOUNT | CURRENT AMOUNT | Y-T-D AMOUNT | ENCUMBRANCE AMOUNT | UNENCUMBERED BALANCE | % REMAINING |
|-------|-------------|---------------|--------------|----------------|--------------|--------------------|----------------------|-------------|
|-------|-------------|---------------|--------------|----------------|--------------|--------------------|----------------------|-------------|

FUND #-226

| | | | | | | | | |
|-------|--------------------------------|------------|------------|-----|-----------|-----|------------|--------|
| 81518 | **Lunenburg Ind.Site KV Road** | 20,000.00 | 20,000.00 | .00 | .00 | .00 | 20,000.00 | 100.00 |
| 81519 | **Site Readiness II TIC** | 490,000.00 | 490,000.00 | .00 | .00 | .00 | 490,000.00 | 100.00 |
| 81551 | ** Va Retreat CRIEHT Grant ** | 69,490.00 | 69,490.00 | .00 | 6,962.31 | .00 | 62,527.69 | 89.98 |
| 81552 | ** DHCD GRANTS ** | .00 | .00 | .00 | 5,175.50 | .00 | 5,175.50 | 100.00 |
| | --FUND TOTAL-- | 579,490.00 | 579,490.00 | .00 | 12,137.81 | .00 | 567,352.19 | 97.90 |

FUND #-250

| | | | | | | | | |
|-------|--------------------------------|---------------|---------------|--------------|---------------|-----|---------------|--------|
| 61000 | Instruction | .00 | .00 | 957,088.67 | 7,090,990.82 | .00 | 7,090,990.82 | 100.00 |
| 61001 | Regular/Local | 17,159,593.00 | 17,159,593.00 | .00 | .00 | .00 | 17,159,593.00 | 100.00 |
| 62000 | Administration | .00 | .00 | 56,499.30 | 565,111.36 | .00 | 565,111.36 | 100.00 |
| 63000 | Transportation | .00 | .00 | 91,623.72 | 663,064.52 | .00 | 663,064.52 | 100.00 |
| 64000 | Operations & Maintenance | .00 | .00 | 146,328.29 | 1,076,666.55 | .00 | 1,076,666.55 | 100.00 |
| 67000 | Capital Lease Principal | .00 | .00 | 380,000.00 | 380,000.00 | .00 | 380,000.00 | 100.00 |
| 68000 | School Technology | .00 | .00 | 32,492.20 | 402,917.17 | .00 | 402,917.17 | 100.00 |
| 99000 | ** Transfers to Other Funds ** | .00 | .00 | .00 | 10,000.00 | .00 | 10,000.00 | 100.00 |
| | --FUND TOTAL-- | 17,159,593.00 | 17,159,593.00 | 1,664,032.18 | 10,188,750.42 | .00 | 6,970,842.58 | 40.62 |

FUND #-252

| | | | | | | | | |
|-------|--------------------------|-----|-----|-----------|------------|-----|------------|--------|
| 65100 | School Food Expenditures | .00 | .00 | 76,330.48 | 525,625.48 | .00 | 525,625.48 | 100.00 |
| | --FUND TOTAL-- | .00 | .00 | 76,330.48 | 525,625.48 | .00 | 525,625.48 | 100.00 |

FUND #-253

| | | | | | | | | |
|-------|------------------------------|-----|-----|-----|-----------|-----|-----------|--------|
| 61000 | School Textbook Expenditures | .00 | .00 | .00 | 16,130.67 | .00 | 16,130.67 | 100.00 |
| | --FUND TOTAL-- | .00 | .00 | .00 | 16,130.67 | .00 | 16,130.67 | 100.00 |

FUND #-260

| | | | | | | | | |
|-------|-------------------------------|--------------|--------------|-----------|------------|-----|------------|-------|
| 11000 | Disbursements-State & Federal | 455,900.00 | 455,900.00 | 24,643.14 | 253,122.95 | .00 | 202,777.05 | 44.47 |
| 50000 | ** BASE ** | 691,100.00 | 691,100.00 | 49,479.99 | 437,297.53 | .00 | 253,802.47 | 36.72 |
| | --FUND TOTAL-- | 1,147,000.00 | 1,147,000.00 | 74,123.13 | 690,420.48 | .00 | 456,579.52 | 39.80 |

FUND #-262

| | | | | | | | | |
|-------|------------------------|--------------|--------------|------------|------------|-----|------------|-------|
| 53500 | ** CSA Fund Expense ** | 1,015,000.00 | 1,015,000.00 | 106,231.85 | 722,880.40 | .00 | 292,119.60 | 28.78 |
| | --FUND TOTAL-- | 1,015,000.00 | 1,015,000.00 | 106,231.85 | 722,880.40 | .00 | 292,119.60 | 28.78 |

FUND #-316

| | | | | | | | | |
|-------|-----------------------------------|------------|------------|-----|-----------|-----|-----------|-------|
| 32400 | ** Emery Services Capital Fund ** | 115,000.00 | 115,000.00 | .00 | 28,566.54 | .00 | 86,433.46 | 75.15 |
| | --FUND TOTAL-- | 115,000.00 | 115,000.00 | .00 | 28,566.54 | .00 | 86,433.46 | 75.15 |

| ACCT# | DESCRIPTION | BUDGET AMOUNT | APPR. AMOUNT | CURRENT AMOUNT | Y-T-D AMOUNT | ENCUMBRANCE AMOUNT | UNENCUMBERED BALANCE | % REMAINING |
|------------|-----------------------------------|---------------|---------------|----------------|---------------|--------------------|----------------------|-------------|
| FUND #-317 | | | | | | | | |
| 35700 | Equipment Project Lifesaver | 800.00 | 800.00 | 190.73 | 226.79 | .00 | 573.21 | 71.65 |
| | --FUND TOTAL-- | 800.00 | 800.00 | 190.73 | 226.79 | .00 | 573.21 | 71.65 |
| FUND #-319 | | | | | | | | |
| 94440 | ** Voting Machine Fund ** | .00 | 5,000.00 | .00 | 4,812.41 | .00 | 187.59 | 3.75 |
| | --FUND TOTAL-- | .00 | 5,000.00 | .00 | 4,812.41 | .00 | 187.59 | 3.75 |
| FUND #-320 | | | | | | | | |
| 94371 | ** Capital Outlay School ** | 100,000.00 | 100,000.00 | .00 | .00 | .00 | 100,000.00 | 100.00 |
| | --FUND TOTAL-- | 100,000.00 | 100,000.00 | .00 | .00 | .00 | 100,000.00 | 100.00 |
| FUND #-420 | | | | | | | | |
| 95300 | ** Debt Service Courthouse ** | 515,000.00 | 515,000.00 | .00 | 514,161.97 | .00 | 838.03 | .16 |
| 95310 | ** Debt Service School ** | 971,000.00 | 971,000.00 | .00 | 823,787.44 | .00 | 147,212.56 | 15.16 |
| 99000 | ** Transfer to Other Funds ** | 100,000.00 | 100,000.00 | .00 | 100,000.00 | .00 | .00 | .00 |
| | --FUND TOTAL-- | 1,586,000.00 | 1,586,000.00 | .00 | 1,437,949.41 | .00 | 148,050.59 | 9.33 |
| FUND #-701 | | | | | | | | |
| 10000 | ** Special Welfare Expenses ** | .00 | .00 | .00 | 3,974.14 | .00 | 3,974.14 | 100.00 |
| | --FUND TOTAL-- | .00 | .00 | .00 | 3,974.14 | .00 | 3,974.14 | 100.00 |
| FUND #-705 | | | | | | | | |
| 81600 | ** Industrial Dev Authority ** | .00 | .00 | 976.00 | 243,585.66 | .00 | 243,585.66 | 100.00 |
| | --FUND TOTAL-- | .00 | .00 | 976.00 | 243,585.66 | .00 | 243,585.66 | 100.00 |
| FUND #-715 | | | | | | | | |
| 91900 | ** Remittances to Commonwealth ** | .00 | .00 | 4,632.88 | 126,249.00 | .00 | 126,249.00 | 100.00 |
| | --FUND TOTAL-- | .00 | .00 | 4,632.88 | 126,249.00 | .00 | 126,249.00 | 100.00 |
| | --FINAL TOTAL-- | 32,396,390.00 | 32,401,390.00 | 2,551,621.83 | 21,126,978.74 | .00 | 11,274,411.26 | 34.79 |

-TREASURER TAX COLLECTION RATE SCHEDULE REPORT-
THRU 4/30/2018

| DEPT | H | CLS | TAXES | PPTRA | ABATEMENTS | NET TAX | PAYMENTS | OTHER ADJS | NET PAYMENTS | NET A/R | |
|--------------|---|-----|------------|-------------|------------|------------|-------------|------------|--------------|----------|--------|
| PP2012 | 1 | FM | 289.16 | | | 289.16 | | | | 289.16 | |
| | 1 | MT | 2879.88 | | | 2879.88 | | | | 2879.88 | |
| | 1 | PP | 716.72 | 136.75- | 18.45- | 561.52 | 96.13- | | 96.13- | 465.39 | 17.12 |
| | 1 | VL | 25.00 | | | 25.00 | | | | 25.00 | |
| HALF TOTALS= | | | 3910.76 | 136.75- | 18.45- | 3755.56 | 96.13- | | 96.13- | 3659.43 | 2.56 |
| | 2 | F2 | 1578.89 | | 1578.89- | 561.52 | | | | 561.52 | |
| | 2 | P2 | 716.72 | 136.75- | 18.45- | 2879.88 | | | | 2879.88 | |
| | 2 | T2 | 2879.88 | | | 3441.40 | | | | 3441.40 | |
| HALF TOTALS= | | | 5175.49 | 136.75- | 1597.34- | 7196.96 | 96.13- | | 96.13- | 7100.83 | 1.34 |
| DEPT TOTALS= | | | 9086.25 | 273.50- | 1615.79- | 1244681.41 | 1211164.69- | | 1215964.70- | 28716.71 | |
| PP2013 | 1 | MH | 12244.29 | | 601.35- | 11642.94 | 11177.45- | 139.83- | 11317.28- | 325.66 | 97.20 |
| | 1 | MR | 35893.84 | | 1055.40- | 34838.44 | 34689.02- | 24.02- | 34713.04- | 125.40 | 99.64 |
| | 1 | MT | 129755.06 | 517838.78- | 951.09- | 128803.97 | 119435.14- | 30.00- | 119465.14- | 9338.83 | 92.75 |
| | 1 | PP | 1429417.46 | | 70022.17- | 841556.51 | 824383.08- | 3905.17- | 828288.25- | 13268.26 | 98.42 |
| | 1 | VL | 260600.00 | | 33502.80- | 227097.20 | 220737.65- | 700.99- | 221438.64- | 5658.56 | 97.51 |
| | 1 | XX | 742.35 | | | 742.35 | 742.35- | | 742.35- | | 100.00 |
| HALF TOTALS= | | | 1868653.00 | 517838.78- | 106132.81- | 1244681.41 | 1211164.69- | 4800.01- | 1215964.70- | 28716.71 | 97.69 |
| | 2 | H2 | 12002.98 | | 430.35- | 11572.63 | 11224.17- | 12.35- | 11236.52- | 336.11 | 97.10 |
| | 2 | P2 | 405.36 | | | 373.54 | 373.54- | | 373.54- | | 100.00 |
| | 2 | R2 | 1432125.02 | 520647.34- | 72209.84- | 839267.84 | 825517.23- | 1190.59 | 824326.64- | 14941.20 | 98.22 |
| | 2 | T2 | 36122.82 | | 589.80- | 35533.02 | 35407.62- | | 35407.62- | 125.40 | 99.65 |
| | 2 | T2 | 132426.10 | | 951.06- | 131475.04 | 122125.67- | | 122125.67- | 9349.37 | 92.89 |
| | 2 | VL | 7590.00 | | 200.00- | 7390.00 | 7386.54- | 21.54 | 7365.00- | 25.00 | 99.66 |
| | 2 | XX | 742.35 | | | 742.35 | 742.35- | | 742.35- | | 100.00 |
| HALF TOTALS= | | | 1621414.63 | 520679.16- | 74381.05- | 1026354.42 | 1002777.12- | 1199.78 | 1001577.34- | 24777.08 | 97.59 |
| DEPT TOTALS= | | | 3490067.63 | 1038517.94- | 180513.86- | 2271035.83 | 2213941.81- | 3600.23- | 2217542.04- | 53493.79 | 97.64 |
| PP2014 | 1 | MH | 12073.86 | | 323.19- | 11750.67 | 11319.96- | 135.26- | 11455.22- | 295.45 | 97.49 |
| | 1 | MR | 40972.52 | | 929.94- | 40042.58 | 40010.32- | 15.16- | 40025.48- | 17.10 | 99.96 |
| | 1 | MT | 147418.32 | | 1130.48- | 146287.84 | 137855.11- | 881.10 | 136974.01- | 9313.83 | 93.63 |
| | 1 | PP | 1442787.62 | 523248.44- | 58739.73- | 860799.45 | 839993.49- | 3236.44- | 843229.93- | 17569.52 | 97.96 |
| | 1 | VL | 236725.00 | | 5920.00- | 230805.00 | 224495.26- | 584.74- | 225080.00- | 5725.00 | 97.52 |
| | 1 | XX | 702.45 | | | 702.45 | 702.45- | | 702.45- | | 100.00 |
| HALF TOTALS= | | | 1880679.77 | 523248.44- | 67043.34- | 1290387.99 | 1254376.59- | 3090.50- | 1257467.09- | 32920.90 | 97.45 |
| | 2 | H2 | 12073.85 | | 323.19- | 11750.66 | 11381.11- | 48.45- | 11429.56- | 321.10 | 97.27 |
| | 2 | P2 | 1437984.65 | 523816.17- | 55861.09- | 858307.39 | 838149.86- | 121.13 | 838028.73- | 20278.66 | 97.64 |
| | 2 | R2 | 40547.47 | | 464.34- | 40083.13 | 39986.83- | | 39986.83- | 96.30 | 99.76 |
| | 2 | T2 | 144065.53 | | 1130.48- | 142935.05 | 133621.22- | | 133621.22- | 9313.83 | 93.48 |
| | 2 | XX | 702.45 | | | 702.45 | 702.45- | | 702.45- | | 100.00 |
| HALF TOTALS= | | | 1635373.95 | 523816.17- | 57779.10- | 1053778.68 | 1023841.47- | 72.68 | 1023768.79- | 30009.89 | 97.15 |
| DEPT TOTALS= | | | 3516053.72 | 1047064.61- | 124822.44- | 2344166.67 | 2278218.06- | 3017.82- | 2281235.88- | 62930.79 | 97.32 |
| PP2015 | 1 | MH | 12065.77 | | 244.53- | 11821.24 | 11303.03- | 163.10- | 11466.13- | 355.11 | 97.00 |
| | 1 | MR | 41822.20 | | 3167.59- | 38654.61 | 38565.65- | 77.86- | 38643.51- | 11.10 | 99.97 |
| | 1 | MT | 152155.17 | | 4416.08- | 147739.09 | 138668.26- | | 138668.26- | 9070.83 | 93.86 |
| | 1 | PP | 1471338.46 | 532086.11- | 43893.25- | 895359.10 | 864972.48- | 3843.71- | 868816.19- | 26542.91 | 97.04 |
| | 1 | VL | 237590.00 | | 7240.00- | 230350.00 | 224367.60- | 537.05- | 224904.65- | 5445.35 | 97.64 |

-TREASURER TAX COLLECTION RATE SCHEDULE REPORT-
THRU 4/30/2018

| DEPT | H | CLS | TAXES | PPTRA | ABATEMENTS | NET TAX | PAYMENTS | OTHER ADJS | NET PAYMENTS | NET A/R | %COLLECTED |
|--------------|----|-----|------------|-----------|------------|------------|------------|------------|--------------|------------|------------|
| PP2015 | 1 | XX | 736.74 | 532086.11 | 320.77 | 415.97 | 415.97 | 4621.72 | 415.97 | 41425.30 | 100.00 |
| HALF TOTALS= | | | 1915708.34 | | 59282.22 | 1324340.01 | 1278292.99 | | 1282914.71 | | 96.87 |
| 2 | H2 | | 12053.20 | 527751.81 | 244.53 | 11808.67 | 11371.51 | 58.92 | 11430.43 | 378.24 | 96.80 |
| 2 | P2 | | 1452571.92 | | 40133.62 | 884686.49 | 855496.00 | 1490.19 | 856986.19 | 27700.30 | 96.87 |
| 2 | R2 | | 41292.52 | | 2701.98 | 38590.54 | 38575.42 | 4.02 | 38579.44 | 11.10 | 99.97 |
| 2 | T2 | | 143082.42 | | 4416.08 | 138666.34 | 129570.31 | | 129570.31 | 9096.03 | 93.44 |
| 2 | X2 | | 736.73 | | 320.76 | 415.97 | 415.97 | | 415.97 | | 100.00 |
| HALF TOTALS= | | | 1649736.79 | | 47816.97 | 1074168.01 | 1035429.21 | 1553.13 | 1036982.34 | 37185.67 | 96.54 |
| DEPT TOTALS= | | | 3565445.13 | | 107099.19 | 2398508.02 | 2313722.20 | 6174.85 | 2319897.05 | 78610.97 | 96.72 |
| PP2016 | 1 | MH | 12239.78 | 527462.70 | 107.16 | 12132.62 | 11375.68 | 214.24 | 11589.92 | 542.70 | 95.53 |
| 1 | MR | | 38011.08 | | 935.65 | 37075.43 | 36881.63 | 175.74 | 37057.37 | 18.06 | 99.95 |
| 1 | MT | | 162468.35 | | 1373.88 | 161094.47 | 148776.46 | 1211.08 | 149987.54 | 11106.93 | 93.11 |
| 1 | PP | | 1539256.82 | | 36747.97 | 975046.15 | 937735.69 | 8988.51 | 946724.20 | 28321.95 | 97.10 |
| 1 | VL | | 234660.00 | | 4865.00 | 229795.00 | 223114.64 | 1091.72 | 224206.36 | 5588.64 | 97.57 |
| 1 | XX | | 458.85 | | | 458.85 | 458.85 | | 458.85 | | 100.00 |
| HALF TOTALS= | | | 1987094.88 | | 44029.66 | 1415602.52 | 1358342.95 | 11681.29 | 1370024.24 | 45578.28 | 96.78 |
| 2 | H2 | | 12224.91 | 523374.64 | 107.16 | 12117.75 | 11525.23 | 5.79 | 11519.44 | 598.31 | 95.06 |
| 2 | P2 | | 1525868.82 | | 36606.79 | 965887.39 | 931952.92 | 1266.56 | 933219.48 | 32667.91 | 96.62 |
| 2 | R2 | | 38010.77 | | 935.64 | 37075.13 | 37040.64 | 16.43 | 37057.07 | 18.06 | 99.95 |
| 2 | T2 | | 158029.62 | | 1373.88 | 156655.74 | 145423.79 | | 145423.79 | 11231.95 | 92.83 |
| 2 | VL | | 175.00 | | | 175.00 | 175.00 | | 175.00 | | 100.00 |
| 2 | X2 | | 458.85 | | | 458.85 | 458.85 | | 458.85 | | 100.00 |
| HALF TOTALS= | | | 1734767.97 | | 39023.47 | 1172369.86 | 1126576.43 | 1277.20 | 1127853.63 | 44516.23 | 96.20 |
| DEPT TOTALS= | | | 3721862.85 | | 83053.13 | 2587972.38 | 2484919.38 | 12958.49 | 2497877.87 | 90094.51 | 96.52 |
| PP2017 | 1 | MH | 12858.12 | 529076.62 | 229.33 | 12628.79 | 11716.28 | 258.23 | 11974.51 | 654.28 | 94.82 |
| 1 | MR | | 42441.11 | | 76.28 | 42364.83 | 42178.84 | 156.89 | 42335.73 | 29.10 | 99.93 |
| 1 | MT | | 171927.14 | | 31.50 | 171895.64 | 161363.52 | 209.17 | 161572.69 | 10322.95 | 93.99 |
| 1 | PP | | 1605878.35 | | 32134.99 | 1044666.74 | 996808.98 | 8508.10 | 1005317.08 | 39349.66 | 96.23 |
| 1 | VL | | 241415.00 | | 4820.00 | 236595.00 | 224384.01 | 986.52 | 225370.53 | 112224.47 | 95.26 |
| 1 | XX | | 458.85 | | | 458.85 | 458.85 | | 458.85 | | 100.00 |
| HALF TOTALS= | | | 2074978.57 | | 37292.10 | 1508609.85 | 1436910.48 | 10118.91 | 1447029.39 | 61580.46 | 95.92 |
| 2 | H2 | | 12726.96 | 528014.78 | 98.23 | 12628.73 | 11268.71 | 207.87 | 11476.58 | 1152.15 | 90.88 |
| 2 | P2 | | 1595034.45 | | 24961.18 | 1042058.49 | 971061.03 | 1088.35 | 972149.38 | 69909.11 | 93.29 |
| 2 | R2 | | 42408.50 | | 43.94 | 42364.56 | 42210.04 | 9.60 | 42219.64 | 144.92 | 99.66 |
| 2 | T2 | | 163971.52 | | 31.50 | 163940.02 | 155281.18 | | 155281.18 | 8658.84 | 94.72 |
| 2 | X2 | | 458.85 | | | 458.85 | 458.85 | | 458.85 | | 100.00 |
| HALF TOTALS= | | | 1814600.28 | | 25134.85 | 1261450.65 | 1180279.81 | 1305.82 | 1181585.63 | 79865.02 | 93.67 |
| DEPT TOTALS= | | | 3889578.85 | | 62426.95 | 2770060.50 | 2617190.29 | 11424.73 | 2628615.02 | 141445.48 | 94.89 |
| PP2018 | 1 | MH | 11543.46 | 529212.76 | 26.03 | 11517.43 | 946.91 | 146.72 | 1093.63 | 10423.80 | 9.50 |
| 1 | MR | | 44095.29 | | | 44095.29 | 189.22 | 77.94 | 267.16 | 43828.13 | .61 |
| 1 | MT | | 167475.55 | | | 167475.55 | 939.25 | 63.01 | 1002.26 | 166473.29 | .60 |
| 1 | PP | | 1610572.96 | | 10326.43 | 1071033.77 | 71145.36 | 8223.65 | 79369.01 | 991664.76 | 7.41 |
| 1 | VL | | 247110.00 | | 1400.00 | 245710.00 | 19279.63 | 1204.10 | 20483.73 | 225226.27 | 8.34 |
| 1 | XX | | 894.60 | | 330.75 | 563.85 | 563.85 | | 563.85 | | 100.00 |
| HALF TOTALS= | | | 2081691.86 | | 12083.21 | 1540395.89 | 92500.37 | 9715.42 | 102215.79 | 1438180.10 | 6.64 |

-TREASURER TAX COLLECTION RATE SCHEDULE REPORT-
THRU 4/30/2018

| DEPT | H | CLS | TAXES | PPTRA | ABATEMENTS | NET TAX | PAYMENTS | OTHER ADJS | NET PAYMENTS | NET A/R | NET A/R | %COLLECTED |
|--------|----------|---------|-------------|-------------|------------|-------------|--------------|------------|--------------|------------|------------|------------|
| PP2018 | 2 | H2 | 11543.25 | 529169.40- | 26.03- | 11517.22 | 282.15- | 20.80- | 302.95- | 11214.27 | 11214.27 | 2.63 |
| | 2 | P2 | 1610481.85 | 529169.40- | 10326.15- | 1070986.30 | 12459.22- | 1535.86- | 13995.08- | 1056991.22 | 1056991.22 | 1.31 |
| | 2 | R2 | 44095.06 | | | 44095.06 | 9.44- | | 9.44- | 44085.62 | 44085.62 | .02 |
| | 2 | T2 | 167475.30 | | | 167475.30 | | | | 167475.30 | 167475.30 | |
| | 2 | X2 | 894.60 | | | 563.85 | | | | 563.85 | 563.85 | |
| | | TOTALS= | 1834490.06 | 529169.40- | 10682.93- | 1294637.73 | 12750.81- | 1556.66- | 14307.47- | 1280330.26 | 1280330.26 | 1.11 |
| DEPT | TOTALS= | | 3916181.92 | 1058382.16- | 22766.14- | 2835033.62 | 105251.18- | 11272.08- | 116523.26- | 2718510.36 | 2718510.36 | 4.11 |
| PP | TOTALS = | | 22108276.35 | 6312004.87- | 582297.50- | 15213973.98 | 12013339.05- | 48448.20- | 12061787.25- | 3152186.73 | 3152186.73 | 79.28 |
| COMP | TOTALS= | | 22108276.35 | 6312004.87- | 582297.50- | 15213973.98 | 12013339.05- | 48448.20- | 12061787.25- | 3152186.73 | 3152186.73 | 79.28 |


-TREASURER TAX COLLECTION RATE SCHEDULE REPORT-
THRU 4/30/2018

| DEPT | H | CLS | TAXES | PPTRA | ABATEMENTS | NET TAX | PAYMENTS | OTHER ADJS | NET PAYMENTS | NET A/R | %COLLECTED |
|--------------|---|-----|------------|-------|------------|------------|-------------|------------|--------------|----------|------------|
| RE2011 | 1 | RE | 3179753.87 | | 3703.76- | 3176050.11 | 3129084.66- | 44417.73- | 3173502.39- | 2547.72 | 99.92 |
| HALF TOTALS= | | | 32.40 | | | 32.40 | 32.40- | | 32.40- | | 100.00 |
| DEPT TOTALS= | | | 3179786.27 | | 3703.76- | 3176082.51 | 3129117.06- | 44417.73- | 3173534.79- | 2547.72 | 99.92 |
| RE2012 | 1 | RE | 1600051.66 | | 3676.46- | 1596375.20 | 1586149.07- | 9145.60- | 1595294.67- | 1080.53 | 99.93 |
| HALF TOTALS= | | | 1600051.66 | | 3676.46- | 1596375.20 | 1586149.07- | 9145.60- | 1595294.67- | 1080.53 | 99.93 |
| DEPT TOTALS= | | | 1604714.92 | | 7011.79- | 1597703.13 | 1595932.75- | 664.60- | 1596597.35- | 1105.78 | 99.93 |
| RE2013 | 1 | RE | 1604714.92 | | 7011.79- | 1597703.13 | 1595932.75- | 664.60- | 1596597.35- | 1105.78 | 99.93 |
| HALF TOTALS= | | | 3204766.58 | | 10688.25- | 3194078.33 | 3182081.82- | 9810.20- | 3191892.02- | 2186.31 | 99.93 |
| DEPT TOTALS= | | | 1615975.85 | | 7652.80- | 1608323.05 | 1592215.14- | 14772.52- | 1606987.66- | 1335.39 | 99.92 |
| RE2013 | 1 | RE | 1615975.85 | | 7652.80- | 1608323.05 | 1592215.14- | 14772.52- | 1606987.66- | 1335.39 | 99.92 |
| HALF TOTALS= | | | 1615710.67 | | 8899.41- | 1606811.26 | 1603799.58- | 1657.17- | 1605456.75- | 1354.51 | 99.92 |
| DEPT TOTALS= | | | 1615710.67 | | 8899.41- | 1606811.26 | 1603799.58- | 1657.17- | 1605456.75- | 1354.51 | 99.92 |
| RE2014 | 1 | RE | 3231686.52 | | 16552.21- | 3215134.31 | 3196014.72- | 16429.69- | 3212444.41- | 2689.90 | 99.92 |
| HALF TOTALS= | | | 1621662.15 | | 5053.32- | 1616608.83 | 1602825.56- | 12265.17- | 1615090.73- | 1518.10 | 99.91 |
| DEPT TOTALS= | | | 1621662.15 | | 5053.32- | 1616608.83 | 1602825.56- | 12265.17- | 1615090.73- | 1518.10 | 99.91 |
| RE2014 | 1 | RE | 1617319.15 | | 6491.18- | 1610827.97 | 1607426.14- | 1290.85- | 1608716.99- | 2110.98 | 99.87 |
| HALF TOTALS= | | | 1617319.15 | | 6491.18- | 1610827.97 | 1607426.14- | 1290.85- | 1608716.99- | 2110.98 | 99.87 |
| DEPT TOTALS= | | | 3238981.30 | | 11544.50- | 3227436.80 | 3210251.70- | 13556.02- | 3223807.72- | 3629.08 | 99.89 |
| RE2015 | 1 | RE | 1632536.00 | | 4051.45- | 1628484.55 | 1612388.98- | 11933.22- | 1624322.20- | 4162.35 | 99.74 |
| HALF TOTALS= | | | 1632536.00 | | 4051.45- | 1628484.55 | 1612388.98- | 11933.22- | 1624322.20- | 4162.35 | 99.74 |
| DEPT TOTALS= | | | 1624504.36 | | 4650.14- | 1619854.22 | 1612016.47- | 2155.70- | 1614172.17- | 5682.05 | 99.65 |
| RE2015 | 1 | RE | 1624504.36 | | 4650.14- | 1619854.22 | 1612016.47- | 2155.70- | 1614172.17- | 5682.05 | 99.65 |
| HALF TOTALS= | | | 3257040.36 | | 8701.59- | 3248338.77 | 3224405.45- | 14088.92- | 3238494.37- | 9844.40 | 99.70 |
| DEPT TOTALS= | | | 1639263.91 | | 5074.88- | 1634189.03 | 1601565.01- | 15474.38- | 1617039.39- | 17149.64 | 98.95 |
| RE2016 | 1 | RE | 1639263.91 | | 5074.88- | 1634189.03 | 1601565.01- | 15474.38- | 1617039.39- | 17149.64 | 98.95 |
| HALF TOTALS= | | | 1630250.23 | | 6101.85- | 1624148.38 | 1597367.19- | 2798.83- | 1600166.02- | 23982.36 | 98.52 |
| DEPT TOTALS= | | | 1630250.23 | | 6101.85- | 1624148.38 | 1597367.19- | 2798.83- | 1600166.02- | 23982.36 | 98.52 |
| RE2017 | 1 | RE | 3269514.14 | | 11176.73- | 3258337.41 | 3198932.20- | 18273.21- | 3217205.41- | 41132.00 | 98.74 |
| HALF TOTALS= | | | 1642990.87 | | 3008.43- | 1639982.44 | 1588578.87- | 12785.71- | 1601364.58- | 38617.86 | 97.65 |
| DEPT TOTALS= | | | 1642990.87 | | 3008.43- | 1639982.44 | 1588578.87- | 12785.71- | 1601364.58- | 38617.86 | 97.65 |
| RE2017 | 1 | RE | 1643267.95 | | 4257.24- | 1639010.71 | 1578780.47- | 1881.56- | 1580662.03- | 58348.68 | 96.44 |
| HALF TOTALS= | | | 1643267.95 | | 4257.24- | 1639010.71 | 1578780.47- | 1881.56- | 1580662.03- | 58348.68 | 96.44 |
| DEPT TOTALS= | | | 3286258.82 | | 7265.67- | 3278993.15 | 3167359.34- | 14667.27- | 3182026.61- | 96966.54 | 97.04 |

5/02/2018 9:18:48 DEPT H CLS TAXES PPTRA ABATEMENTS NET TAX THRU 4/30/2018 PAYMENTS OTHER ADJS NET PAYMENTS NET A/R PAGE TR712 %COLLECTED

| 5/02/2018 | 9:18:48 | DEPT H CLS | TAXES | PPTRA | ABATEMENTS | NET TAX | THRU 4/30/2018 | PAYMENTS | OTHER ADJS | NET PAYMENTS | NET A/R | PAGE TR712 | %COLLECTED |
|--------------|---------|------------|-------------|-------|------------|-------------|----------------|--------------|------------|--------------|------------|------------|------------|
| RE2018 1 RE | | | 1746313.47 | | 149.34- | 1746164.13 | 167264.99- | 167264.99- | 10003.67- | 177268.66- | 1568895.47 | 10.15 | |
| HALF TOTALS= | | | 1746313.47 | | 149.34- | 1746164.13 | 167264.99- | 167264.99- | 10003.67- | 177268.66- | 1568895.47 | 10.15 | |
| 2 R2 | | | 1746313.47 | | 149.34- | 1746164.13 | 23721.65- | 23721.65- | 3056.20- | 26777.85- | 1719386.28 | 1.53 | |
| HALF TOTALS= | | | 1746313.47 | | 149.34- | 1746164.13 | 23721.65- | 23721.65- | 3056.20- | 26777.85- | 1719386.28 | 1.53 | |
| DEPT TOTALS= | | | 3492626.94 | | 298.68- | 3492328.26 | 190986.64- | 190986.64- | 13059.87- | 204046.51- | 3288281.75 | 5.84 | |
| RE TOTALS = | | | 26160660.93 | | 69931.39- | 26090729.54 | 22499148.93- | 22499148.93- | 144302.91- | 22643451.84- | 3447277.70 | 86.79 | |
| COMP TOTALS= | | | 26160660.93 | | 69931.39- | 26090729.54 | 22499148.93- | 22499148.93- | 144302.91- | 22643451.84- | 3447277.70 | 86.79 | |

VA Department of Transportation
Public Hearing
Secondary (Roads) Six Year Plan (SSYP) 2019-2024



VDOT Call Center -

South Hill Residency – Richmond District

LUNENBURG COUNTY BOS Meeting – May 10, 2018

Maintenance Forces

- Cleaned leaves from entrances on various secondary routes.
- Repaired pavement over cross pipes on Route 49.
- Patched potholes with tar kettle on various routes.
- Repaired shoulders on various primary and secondary routes.
- Cut limbs on various secondary routes.
- Machined NHS roadways and hauled stone as needed.
- Performed litter patrol and routine on various routes.

BOARD OF SUPERVISORS

Charles R. Slayton, CHAIRMAN
Election District 4

Frank W. Bacon, VICE-CHAIRMAN
Election District 3

T. Wayne Hoover
Election District 1

Mike Hankins
Election District 2

Edward Pennington
Election District 5

Alvester L. Edmonds
Election District 6

Robert G. Zava
Election District 7



Lunenburg County Administration
11413 Courthouse Road
Lunenburg, VA 23952

Tracy M. Gee
County Administrator

Telephone: (434) 696-2142
Facsimile: (434) 696-1798

During a regular meeting of the Board of Supervisors of the County of Lunenburg, held in the General District Courtroom, Lunenburg Courts Building, Lunenburg, VA on May 10, 2018 at 6:00p.m. with the following members present: Supervisors Alvester Edmonds, Charles R. Slayton, Edward Pennington, Robert Zava, T. Wayne Hoover, Frank W. Bacon, and J. Mike Hankins.

Motion was made by Supervisor Edmonds, seconded by Supervisor Pennington and unanimously carried for the following:

WHEREAS, Sections 33.1-23 and 33.1-23.4 of the 1950 Code of Virginia, as amended, provides the opportunity for each county to work with the Virginia Department of Transportation in developing a Secondary Six-Year Road Plan,

WHEREAS, this Board had previously agreed to assist in the preparation of this Plan, in accordance with the Virginia Department of Transportation policies and procedures, and participated in a public hearing on the proposed Plan (2019 through 2024) as well as the Construction Priority List (2019) on May 10, 2018 after duly advertised so that all citizens of the County had the opportunity to participate in said hearing and to make comments and recommendations concerning the proposed Plan and Priority List,

WHEREAS, Billy Smith, Sr., Residency Administrator, Virginia Department of Transportation, appeared before the board and recommended approval of the Six-Year Plan for Secondary Roads (2019 through 2024) and the Construction Priority List (2019) for Lunenburg County,

NOW, THEREFORE, BE IT RESOLVED that since said Plan appears to be in the best interests of the Secondary Road System in Lunenburg County and of the citizens residing on the Secondary System, said Secondary Six-Year Plan (2019 through 2024) and Construction Priority List (2019) are hereby approved as presented at the public hearing.

A COPY,

TESTE:

Tracy M. Gee, County Administrator

Secondary System
Lunenburg County
Construction Program
Estimated Allocations

| Fund | FY2019 | FY2020 | FY2021 | FY2022 | FY2023 | FY2024 | Total |
|-----------------------------|------------------|------------------|------------------|------------------|------------------|------------------|--------------------|
| CTB Formula - Unpaved State | \$285,662 | \$274,544 | \$0 | \$0 | \$0 | \$0 | \$560,206 |
| Secondary Unpaved Roads | \$0 | \$0 | \$0 | \$0 | \$0 | \$0 | \$0 |
| TeleFee | \$41,410 | \$41,410 | \$41,410 | \$41,410 | \$41,410 | \$41,410 | \$248,460 |
| Residue Parcels | \$0 | \$0 | \$0 | \$0 | \$0 | \$0 | \$0 |
| STP Converted from IM | \$0 | \$0 | \$0 | \$0 | \$0 | \$0 | \$0 |
| Federal STP - Bond Match | \$0 | \$0 | \$0 | \$0 | \$0 | \$0 | \$0 |
| Formula STP | \$0 | \$0 | \$0 | \$0 | \$0 | \$0 | \$0 |
| MG Formula | \$0 | \$0 | \$0 | \$0 | \$0 | \$0 | \$0 |
| BR Formula | \$0 | \$0 | \$0 | \$0 | \$0 | \$0 | \$0 |
| Other State Match | \$0 | \$0 | \$0 | \$0 | \$0 | \$0 | \$0 |
| State Funds | \$0 | \$0 | \$0 | \$0 | \$0 | \$0 | \$0 |
| Federal STP | \$0 | \$0 | \$0 | \$0 | \$0 | \$0 | \$0 |
| District Grant - Unpaved | \$0 | \$0 | \$385,481 | \$285,090 | \$372,104 | \$372,104 | \$1,414,779 |
| Total | \$327,072 | \$315,954 | \$426,891 | \$326,500 | \$413,514 | \$413,514 | \$2,223,445 |

Board Approval Date:

Residency Administrator

Date

County Administrator

Date

SECONDARY SYSTEM CONSTRUCTION PROGRAM (In dollars)

District: Richmond
 County: Lunenburg County
 Board Approval Date: 2019-20 through 2023-24

| Route | Road Name Project # Description FROM TO Length | Estimated Cost Ad Date | Previous Funding SSYP Funding Other Funding Total | Additional Funding Required | PROJECTED FISCAL YEAR ALLOCATIONS | | | | | Balance to complete | Traffic Count Scope of Work FHWA # Comments |
|-----------------------------------|---|---------------------------|---|-----------------------------------|-----------------------------------|---------|---------|---------|---------|------------------------|--|
| | | | | | 2019-20 | 2020-21 | 2021-22 | 2022-23 | 2023-24 | | |
| RI.0721 | BATTIES ROAD | PE \$5,000 | | | 2019-20 | 2020-21 | 2021-22 | 2022-23 | 2023-24 | | |
| 107390 | 0721055728 | RW \$0 | \$549,210 | | \$0 | \$0 | \$0 | \$0 | \$0 | | 125 Resurfacing 17005 |
| STATE FORCESHIRED EQUIPMENT | RTE 721 - RURAL RUSTIC | CON \$595,000 | \$0 | | \$0 | \$0 | \$0 | \$0 | \$0 | | |
| | RTE 662 | Total \$690,000 | \$549,210 | \$50,790 | \$0 | \$0 | \$0 | \$0 | \$0 | \$0 | |
| | RTE 626 | | | | | | | | | | |
| | 2.6 | 4/10/2018 | | | | | | | | | |
| RI.0639 | RED LEVEL LANE | PE \$1,200 | | | | | | | | | |
| 107389 | 0639055729 | RW \$0 | \$128,214 | | \$0 | \$0 | \$0 | \$0 | \$0 | | 88 Resurfacing 17005 |
| STATE FORCESHIRED EQUIPMENT | RTE 639 - RURAL RUSTIC | CON \$222,438 | \$1,540 | | \$0 | \$0 | \$0 | \$0 | \$0 | | |
| | RTE 635 | Total \$223,638 | \$129,754 | \$93,884 | \$0 | \$0 | \$0 | \$0 | \$0 | \$0 | |
| | END STATE MAINTENANCE | | | | | | | | | | |
| | 1.2 | 2/13/2018 | | | | | | | | | |
| RI.0762 | Oak Grove Road | PE \$1,000 | | | | | | | | | |
| 110773 | 0762055733 | RW \$0 | \$15,000 | | \$0 | \$0 | \$0 | \$0 | \$0 | | 64 Resurfacing 17005 |
| STATE FORCESHIRED EQUIPMENT | Lunenburg Rte. 762 - Rural Rustic | CON \$14,000 | \$0 | | \$0 | \$0 | \$0 | \$0 | \$0 | | |
| | Rte. 40 | Total \$15,000 | \$15,000 | \$0 | \$0 | \$0 | \$0 | \$0 | \$0 | \$0 | |
| | Dead End | | | | | | | | | | |
| | 0.2 | 4/13/2021 | | | | | | | | | |
| RI.0612 | St. Johns Church Road | PE \$2,000 | | | | | | | | | |
| 110775 | 0612055734 | RW \$0 | \$150,000 | | \$0 | \$0 | \$0 | \$0 | \$0 | | 130 Resurfacing 17005 |
| STATE FORCESHIRED EQUIPMENT | Lunenburg Rte. 612 Rural Rustic | CON \$148,000 | \$0 | | \$0 | \$0 | \$0 | \$0 | \$0 | | |
| | Rte. 138 | Total \$150,000 | \$150,000 | \$0 | \$0 | \$0 | \$0 | \$0 | \$0 | \$0 | |
| | 1.06 Mile South of Rte. 138 | | | | | | | | | | |
| | 1.1 | 11/10/2020 | | | | | | | | | |
| RI.0612 | St. Johns Church Road | PE \$2,000 | | | | | | | | | |
| 110775 | 0612055734 | RW \$0 | \$150,000 | | \$0 | \$0 | \$0 | \$0 | \$0 | | 130 Resurfacing 17005 |
| STATE FORCESHIRED EQUIPMENT | Lunenburg Rte. 612 Rural Rustic | CON \$148,000 | \$0 | | \$0 | \$0 | \$0 | \$0 | \$0 | | |
| | Rte. 138 | Total \$150,000 | \$150,000 | \$0 | \$0 | \$0 | \$0 | \$0 | \$0 | \$0 | |
| | 1.06 Mile South of Rte. 138 | | | | | | | | | | |
| | 1.1 | 11/10/2020 | | | | | | | | | |
| RI.0612 | St. Johns Church Road | PE \$2,000 | | | | | | | | | |
| 110775 | 0612055734 | RW \$0 | \$150,000 | | \$0 | \$0 | \$0 | \$0 | \$0 | | 130 Resurfacing 17005 |
| STATE FORCESHIRED EQUIPMENT | Lunenburg Rte. 612 Rural Rustic | CON \$148,000 | \$0 | | \$0 | \$0 | \$0 | \$0 | \$0 | | |
| | Rte. 138 | Total \$150,000 | \$150,000 | \$0 | \$0 | \$0 | \$0 | \$0 | \$0 | \$0 | |
| | 1.06 Mile South of Rte. 138 | | | | | | | | | | |
| | 1.1 | 11/10/2020 | | | | | | | | | |

SECONDARY SYSTEM CONSTRUCTION PROGRAM (In dollars)

District: Richmond
 County: Lunenburg County

Board Approval Date: 2019-20 through 2023-24

| Route | Road Name Project # Description FROM TO Length | Estimated Cost Ad Date | Previous Funding SSYP Funding Other Funding Total | Additional Funding Required | PROJECTED FISCAL YEAR ALLOCATIONS | | | | | Balance to complete | Traffic Count Scope of Work FHWA # Comments | |
|---|---|--|---|-----------------------------------|-----------------------------------|-----------------------------|-------------------|-------------------|-------------------|------------------------|--|----------------------|
| | | | | | 2018-19 | 2019-20 | 2020-21 | 2021-22 | 2022-23 | | | 2023-24 |
| RL0600 -2.1701 | Venick Chapel Rd 0600055784 Lunenburg Rte. 600 Venick Chapel Rd. Rural Rualic 1.08 Mi. East of Rte. 601 Fletcher Chapel Rd. 2.08 Mi. East of Rte. 601 Fletcher Chapel Rd. 1.0 | PE \$2,500 RW \$0 CON \$150,000 Total \$152,500 | \$0 \$0 \$0 | \$152,500 | \$140,888 \$0 \$140,888 | \$11,511 \$0 \$11,511 | \$0 \$0 \$0 | \$0 \$0 \$0 | \$0 \$0 \$0 | \$0 \$0 \$0 | \$1 \$0 \$1 | Resurfacing 17005 |
| RL0682 110776 STATE FORCESHIRED EQUIPMENT | Wetbush Road 0682055735 Lunenburg Rte. 662 road improvement 0.64 Mi North of Rte. 679 0.87 Mi North Rte. 679 0.3 | PE \$2,000 RW \$1 CON \$328,000 Total \$330,001 4/1/2026 | \$251,269 \$0 \$251,269 | \$76,732 | \$41,410 \$0 \$41,410 | \$37,322 \$0 \$37,322 | \$0 \$0 \$0 | \$0 \$0 \$0 | \$0 \$0 \$0 | \$0 \$0 \$0 | 440 Reconstruction w/o Added Capacity 17004 | |
| Tier 1 - Road work w RW (PE, RW, CN) 0003.01 | | | | | | | | | | | | |

Secondary System
Lunenburg County
Construction Program
Estimated Allocations

| Fund | FY2019 | FY2020 | FY2021 | FY2022 | FY2023 | FY2024 | Total |
|-----------------------------|------------------|------------------|------------------|------------------|------------------|------------------|--------------------|
| CTB Formula - Unpaved State | \$285,662 | \$274,544 | \$0 | \$0 | \$0 | \$0 | \$560,206 |
| Secondary Unpaved Roads | \$0 | \$0 | \$0 | \$0 | \$0 | \$0 | \$0 |
| TeleFee | \$41,410 | \$41,410 | \$41,410 | \$41,410 | \$41,410 | \$41,410 | \$248,460 |
| Residue Parcels | \$0 | \$0 | \$0 | \$0 | \$0 | \$0 | \$0 |
| STP Converted from IM | \$0 | \$0 | \$0 | \$0 | \$0 | \$0 | \$0 |
| Federal STP - Bond Match | \$0 | \$0 | \$0 | \$0 | \$0 | \$0 | \$0 |
| Formula STP | \$0 | \$0 | \$0 | \$0 | \$0 | \$0 | \$0 |
| MG Formula | \$0 | \$0 | \$0 | \$0 | \$0 | \$0 | \$0 |
| BR Formula | \$0 | \$0 | \$0 | \$0 | \$0 | \$0 | \$0 |
| Other State Match | \$0 | \$0 | \$0 | \$0 | \$0 | \$0 | \$0 |
| State Funds | \$0 | \$0 | \$0 | \$0 | \$0 | \$0 | \$0 |
| Federal STP | \$0 | \$0 | \$0 | \$0 | \$0 | \$0 | \$0 |
| District Grant - Unpaved | \$0 | \$0 | \$385,481 | \$285,090 | \$372,104 | \$372,104 | \$1,414,779 |
| Total | \$327,072 | \$315,954 | \$426,891 | \$326,500 | \$413,514 | \$413,514 | \$2,223,445 |

Board Approval Date:

Residency Administrator

Date

County Administrator

Date

District: Richmond
 County: Lunenburg County
 Board Approval Date:

2019-20 through 2023-24

| Route PPMS ID Accomplishment Type of Funds Type of Project Priority # | Road Name Project # Description FROM TO Length | Estimated Cost Ad Date | Previous Funding | Budget | Traffic Count Scope of Work FHWA # Comments |
|--|---|--|---------------------|-----------|--|
| 0721 107390 STATE FORCES/HIRED EQUIPMENT Tier 1 - Simple Maintenance (PE & CN) 0002.01 | BATTES ROAD 0721055728 RTE 721 - RURAL RUSTIC RTE 662 RTE 626 2.8 | PE \$5,000 RW \$0 CON \$595,000 Total \$600,000 4/10/2018 | \$549,210 | \$50,790 | 125 Resurfacing 17005 |
| 0639 107389 STATE FORCES/HIRED EQUIPMENT Tier 1 - Simple Maintenance (PE & CN) 0002.02 | RED LEVEL LANE 0639055729 RTE 639 - RURAL RUSTIC RTE 635 END STATE MAINTENANCE 1.2 | PE \$1,200 RW \$0 CON \$222,438 Total \$223,638 2/13/2018 | \$128,214 | \$93,884 | 88 Resurfacing 17005 |
| 0762 110773 STATE FORCES/HIRED EQUIPMENT Tier 1 - Simple Maintenance (PE & CN) 0002.03 | Oak Grove Road 0762055733 Lunenburg Rte. 762 - Rural Rustic Rte. 40 Dead End 0.2 | PE \$1,000 RW \$0 CON \$14,000 Total \$15,000 4/13/2021 | \$15,000 | \$0 | 64 Resurfacing 17005 |
| 0612 110775 STATE FORCES/HIRED EQUIPMENT Tier 1 - Simple Maintenance (PE & CN) 0002.04 | St. Johns Church Road 0612055734 Lunenburg Rte. 612 Rural Rustic Rte. 138 1.06 Mile South of Rte. 138 1.1 | PE \$2,000 RW \$0 CON \$148,000 Total \$150,000 11/10/2020 | \$150,000 | \$0 | 130 Resurfacing 17005 |
| 0600 -21701 Tier 1 - Road work w/o RW or Bridge (PE & CN) 0002.05 | Varick Chapel Rd 0600055784 Lunenburg Rte. 600 Varick Chapel Rd. Rural Rustic 1.08 Mi. East of Rte. 601 Fletcher Chapel Rd. 2.08 Mi. East of Rte. 601 Fletcher Chapel Rd. 1.0 | PE \$2,500 RW \$0 CON \$150,000 Total \$152,500 | \$0 | \$140,988 | Resurfacing 17005 |

District: Richmond

County: Lunenburg County

Board Approval Date:

2019-20 through 2023-24

| Route | Road Name | Estimated Cost | Previous Funding | Budget | Traffic Count |
|--------------------------------------|-------------------------------------|-----------------|------------------|----------|-----------------------------------|
| PPMS ID | Project # | | | | Scope of Work |
| Accomplishment | Description | | | | FHWA # |
| Type of Funds | FROM | | | | Comments |
| Type of Project | TO | | | | |
| Priority # | Length | Ad Date | | | |
| 0662 | Nutbush Road | PE \$2,000 | | | 440 |
| 110776 | 0662055735 | RW \$1 | | | Reconstruction w/o Added Capacity |
| STATE FORCES/HIRED EQUIPMENT | Lunenburg Rte. 662 road improvement | CON \$328,000 | | | 17004 |
| | 0.64 Mi North of Rte. 679 | Total \$330,001 | \$251,269 | \$41,410 | |
| Tier 1 - Road work w RW (PE, RW, CN) | 0.97 Mi North Rte. 679 | 4/14/2026 | | | |
| 0003.01 | 0.3 | | | | |